



DAV-DZ260



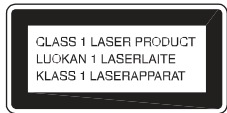
HDMI





MP3



* 3 2 8 3 0 4 0 1 1 * (1)



A moulded plug complying with BS1363 is fitted to this equipment for your safety and convenience. Should the fuse in the plug supplied need to be replaced, a fuse of the same rating as the supplied one and approved by ASTA or BSI to BS1362, (i.e., marked with mark  or  mark) must be used.

If the plug supplied with this equipment has a detachable fuse cover, be sure to attach the fuse cover after you change the fuse. Never use the plug without the fuse cover.

If you should lose the fuse cover, please contact your nearest Sony service station.



Sony Corporation, 1-7-
1 Konan Minato-ku Tokyo, 108-0075
Japan. EMC
prod Sony
Deutschland GmbH, Hedelfinger Strasse 61, 70327
Stuttgart, Germany.

5.1 Channel Surround 36

A

A/V SYNC 48
AAC file 65
ANGLE 34
ATTENUATE 29
AUDIO 51
AUDIO (HDMI) 53
AUDIO DRC 54
AUDIO SETUP 54
AUTO CALIBRATION 54, 82,
102

B

BACKGROUND 54

C

COLD RESET 88
CONTROL FOR HDMI 52
Control for HDMI 62
Control Menu Display 110
CUSTOM 50, 88

D

D. C. A. C. (Digital Cinema
Auto Calibration) 82, 102
DATA CD 46
DATA DVD 46
DEC. MODE 30
DEMO 24
DIGITAL MEDIA PORT 74
DIMMER 85
DISPLAY 60
DivX® 46, 55
Dolby Digital 35, 102
Dolby Pro Logic II 102
Dolby Surround Pro Logic 102
DTS 35, 103
DUAL MONO 32
DVD's menu 41
DYNAMIC BASS 84

E

EFFECT 45, 68

F

FM MODE 59
Front panel 106
Front panel display 85, 108

H

HDMI
YCBCR/RGB (HDMI) 53
HDMI (High-Definition
Multimedia Interface) 103
HDMI RESOLUTION 52
HDMI SETUP 52

I

Instant Advance 34
Instant Replay 34
INTERVAL 45, 68

J

JPEG image file 43, 65
JPEG RESOLUTION 53

L

Language Code List 105
LANGUAGE SETUP 51
LINE 52

M

MENU 51
MODE (MUSIC, IMAGE) 45,
66, 67
MP3 file 43, 65
Multi Session CD 7
MULTI-DISC RESUME 55
Multiplex broadcast sound 32

N

Naming preset stations 59
NIGHT 84

O

ORIGINAL 41
OSD 51

P

PARENTAL CONTROL 48,
55, 103
PAUSE MODE 52
PBC Playback 37
PICTURE NAVI 44, 67
PLAY LIST 41
Playable discs 5
Program Play 38

Q

Quick Setup 25

R

RDS 61
Rear panel 107
Region Code 7
Remote 9
Repeat Play 40
RESET 55, 88
Resume Play 37
RF CHANGE 80

S

S-AIR 103
S-AIR SETUP 54
S-AIR STBY 78
SCREEN SAVER 54
SETUP 50, 88
Shuffle Play 39
SLEEP 84
Slide Show 44
Sound Mode 32
SPEAKER FORMATION 54,
81
SPEAKER SETUP 55
CONNECTION 55
DISTANCE 55, 56
LEVEL 56
SUBTITLE 35, 51
Super Audio CD 36, 103
SYSTEM MENU 24, 29, 30,
59, 78, 80, 84, 85
SYSTEM SETUP 54

T

TEST TONE 56
TIME 42
TRACK SELECTION 54
TV TYPE 52

U

USB device 65

V

VIDEO SETUP 51
VOLUME LIMIT 53

W








WMA file 65



• “DVD”

DVD VIDEO, DVD+RW/DVD+R,
DVD- RW/DVD-R.

(ft)

USB

	[REPEAT] (. 64) USB (/)
	[BROWSING] (. 63) /JPEG
	[DATE] (. 66)
	[INTERVAL] (. 63)
	[EFFECT] (. 63)
	[MODE (MUSIC, IMAGE)] (. 61, 62) ; a / JPEG , USB
	[USB RECORDING] (. 66) MP3 DATA CD USB CD

  [OFF],
 ([PROGRAM], [SHUFFLE], [REPEAT], [A/V SYNC]). [ORIGINAL/PLAY LIST]
 [PLAY LIST] ().

..... 3

..... 5

..... 71

..... 72

1: **10**

2: **13**

3: 73

..... 74

4: **20**

..... 74

..... 75

..... 75

..... 78

..... 25

..... 27

Multiplex Broadcast 27

..... 79

..... 80

P 28

..... 81

..... 34

..... 89

..... 36

..... 90

MP3 /JPEG 38

..... 91

DivX@ 41

..... 93

..... 94

..... 43

..... 98

..... 44

..... 102

..... 46

..... 53

..... 54

(RDS) 56

HDMI/

HDMI

“BRAVIA” Sync 57

P /JPEG

USB 60

USB 66

DIGITAL MEDIA PORT

A 69

	[TIME] (. 37)	DVD/Super Audio CD/CD MP3 DVD-V DVD-VR VIDEO CD C D DATA-CD DATA DVD Super Audio CD
	[MULTI/2CH] (. 31)	Super Audio CD Super Audio CD
	[SUPER AUDIO CD/CD LAYER] (page 31)	Super Audio CD Super Audio CD
	[PROGRAM] (. 34)	VIDEO CD C D
	[SHUFFLE] (. 35)	VIDEO CD C D DATA-CD DATA DVD Super Audio CD
	[REPEAT] (. 35)	DVD-V DVD-VR VIDEO CD C D DATA-CD DATA DVD Super Audio CD
	[A/V SYNC] (. 43)	DVD-V DVD-VR VIDEO CD DATA-CD DATA DVD
	[DISC MENU] (. 36)	DVD DVD-V
	[BROWSING] (. 40)	/JPEG DATA-CD DATA DVD
	[SETUP] (. 46) [QUICK] (. 20)	[CUSTOM] DVD-V DVD-VR VIDEO CD C D DATA-CD DATA DVD Super Audio CD
	[FOLDER] (. 37)	DATA-CD DATA DVD
	[FILE] (. 37)	JPEG DivX DATA-CD DATA DVD
	[DATE] (. 77)	DATA-CD DATA DVD
	[INTERVAL] (. 40)	DATA-CD DATA DVD
	[EFFECT] (. 41)	DATA-CD DATA DVD
	[MODE (MUSIC, IMAGE)] (. 40)	; MP3 / JPEG DATA CD/DATA DVD. DATA-CD DATA DVD

1) DATA CD/DATA DVD DivX (

2)

T

DVD VIDEO	 	• DVD VIDEO • DVD-R/DVD-RW DVD VIDEO • DVD+R/DVD+RW DVD VIDEO	DVD-V
VR (Video Recording)	 	• DVD-R/DVD-RW VR (Video Recording) (DVD-R DL)	DVD-VR
Super Audio CD		• CD	Super Audio CD
VIDEO CD		• VIDEO CD (. 1.1 2.0) • VCD • CD-R/CD-RW/CD-ROM CD VCD	VIDEO CD
CD		• A CD • CD-R/CD-RW CD	C D
DATA CD	-	• CD-R/CD-RW/CD-ROM DATA CD , MP3 1), JPEG 2), DivX 3)4)5), ISO 9660 ⁶⁾ 1/ 2, Joliet.	DATA-CD
DATA DVD	-	• DVD-ROM/DVD-R/DVD-RW/DVD+R/DVD+RW DATA DVD , MP3 1), JPEG 2), DivX 3)4)5), UDF ()	DATA DVD

¹⁾MP3 (MPEG1 Audio Layer 3) ISO/MPEG . MP3

MPEG1 Audio Layer 3

2) JPEG
 DCF (DCF“ (JEITA).
 3)
 4) DivX® DivX, Inc.
 5) DivX, DivX Certified, DivX, Inc.
 6) CD-ROM, ISO (

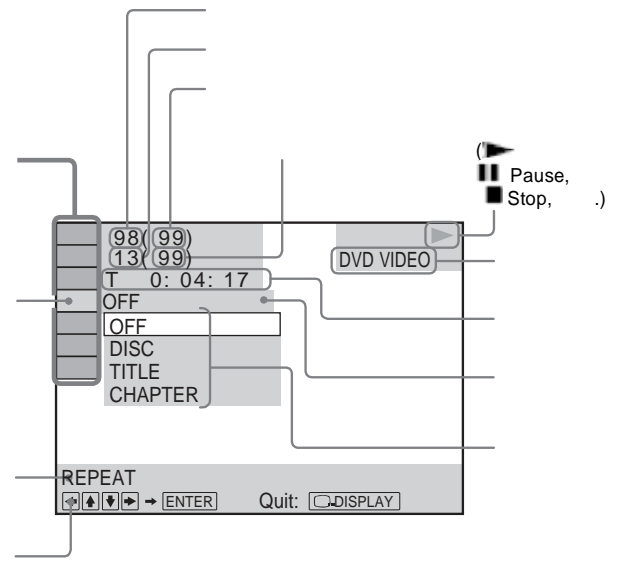


- CD-ROM/CD-R/CD-RW
- CD-ROM PHOTO CD
- CD-Extra
- CD
- DVD A
- DATA DVD MP3, JPEG, DivX *
- DVD-RAM
- DVD VIDEO (.7)

CD-R/CD-RW/DVD-R/DVD-RW/DVD+R/DVD+RW

DVD+RW/DVD+R, DVD-RW/DVD-R, CD-R/CD-RW

DVD+RW/DVD+R, DATA CD/DATA DVD, Packet Write
 Compact Disc (CD)
 DVD
 Compact Disc (CD)
 DVD
 “DualDisc” () RIAA ()

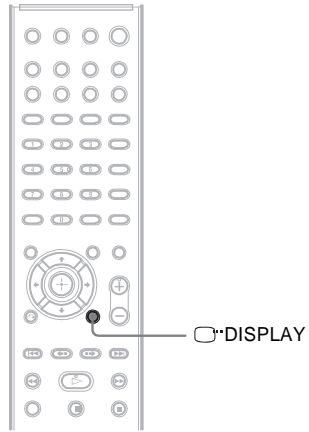


- 1) VIDEO CD (PBC), VIDEO CD/Super Audio CD/CD, DATA CD/DATA DVD. DivX DATA
- 2) VIDEO CD/Super Audio CD, MP3, JPEG, DATA CD/DATA DVD. DivX DATA CD/DATA DVD (
- 3) Super VCD “SVCD”.
 “ 3” 1 “JPEG” 2
 DATA CD/DATA DVD.
- 4) JPEG

[C]DISPLAY.

(USB)

	[TITLE] (.41)/[SCENE] (.37)/[TRACK] (.37)	DVD-V DVD-VR VIDEO CD
	[CHAPTER] (.37)/[INDEX] (.37)	DVD-V DVD-VR VIDEO CD
	[INDEX] (.37)	Super Audio CD
	[TRACK] (.37)	C D DATA-CD DATA DVD Super Audio CD
	[ORIGINAL/PLAY LIST] (.37) (DVD-RW/DVD-R), [ORIGINAL] [PLAY LIST].	DVD-VR



DISPLAY

DISPLAY,

① → ② → ... → ① → ...

- ① 1
- ② 2 ()
- ③

“DVD,” “USB,”

1 2

CD

- MP3 CD- MP3
- MP3
- CD JPEG. JPEG
- MP3 JPEG CD CD

DVD

DVD VIDEO DVD VIDEO

()

DVD VIDEO CD

DVD VIDEO CD

DVD VIDEO

CD.

Macrovision

Macrovision.

Dolby* Digital Dolby Pro Logic (II)

DTS**

* Dolby Laboratories. Dolby -D

** U.S. #: 5,451,942 . DTS DTS

DTS Inc. DTS, Inc. © 1996-2007 DTS,

Inc.

(HDMI™)

HDMI, HDMI

HDMI Licensing LLC.

“BRAVIA” BRAVIA

Sony Corporation.

- (2)
 - AM (1)
 - R6 (AA) (2)
 - FM (1)
 - (1)
 - (1)
 - (1)
 - (2)
 - (2)
 - (1)
 - (1)
- (1)

A - O

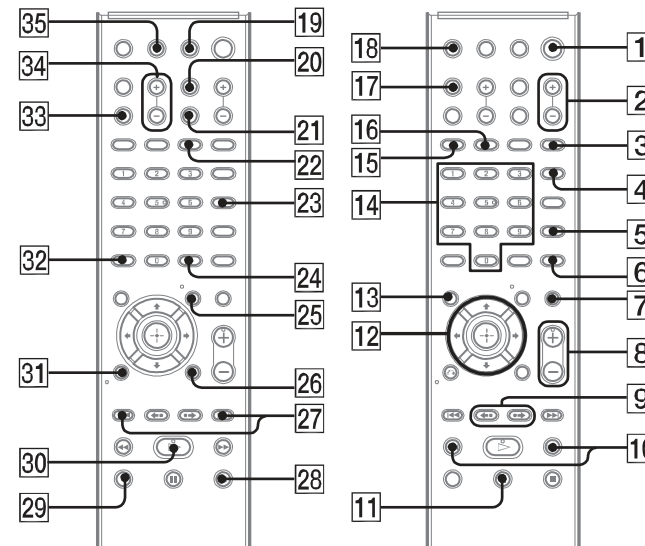
- ANGLE 3 (29)
- AUDIO 16 (30)
- CLEAR 32 (34, 46, 54)
- D.TUNING 22 (54)
- DISC SKIP¹⁾ 33
- DISPLAY 21 (55, 65, 75)
- DVD MENU 25 (36)
- DVD TOP MENU 13 (36)
- DYNAMIC BASS 6 (74)
- ENTER²⁾ 24 (19, 20, 31, 34, 53, 71)
- FUNCTION +/- 2 (23, 28)
- MENU 25 (73)
- MUTING 7 (28)
- NIGHT 23 (74)
- ONE-TOUCH PLAY 35 (58)

P - Z

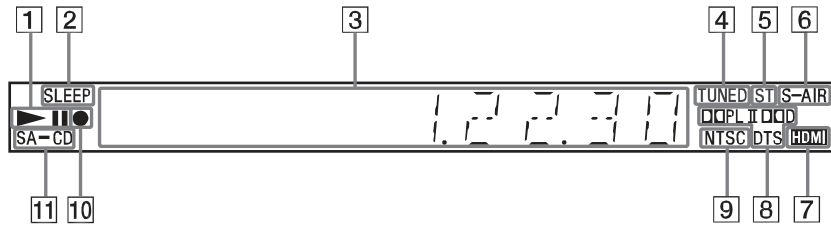
- PICTURE NAVI 15 (39, 62)
- PRESET +/- 27 (54)
- PROG +/- 27 (73)
- S-AIR MODE 4
- SLEEP 17 (74)
- SOUND MODE 5 (27)
- SUBTITLE 22 (30)
- SYSTEM MENU 24 (19, 23, 74, 75)
- THEATRE 18 (57)
- TOOLS 26 (73)
- TUNING +/- 10 (53)
- TV 29 (73)
- TV INPUT 20 (73)
- TV VOL +/- 34 (73)
- VOLUME +/- 8 (28)

14 (32, 53, 73)

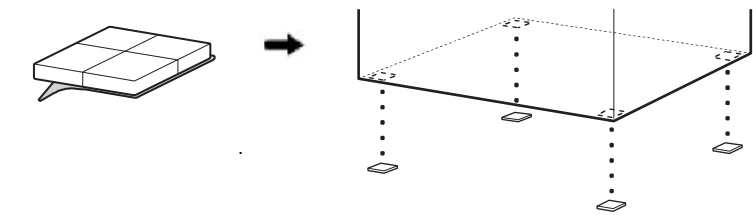
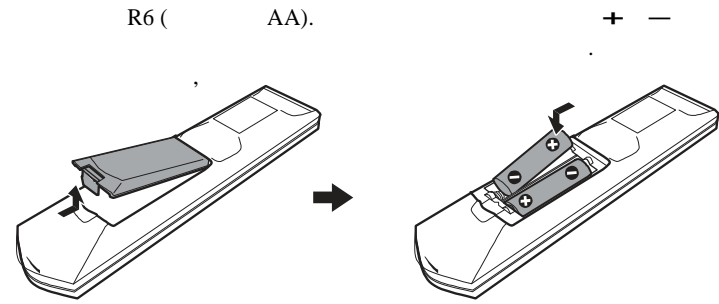
- (on/standby) 1 (19, 20, 28)
- TV (on/standby) 19 (73)
- 12 (19, 20, 31, 34, 53, 71)
- REPLAY/ADVANCE 9 (28)
- 27 (28)
- 10 (28)
- STEP 9 (28)
- SLOW 10 (28)
- (play) 30 (28)
- (stop) 28 (28)
- (pause) 11 (28)
- DISPLAY³⁾ 26 (20, 31, 34, 71)
- RETURN 31 (32, 73)
- /- 32 (73)



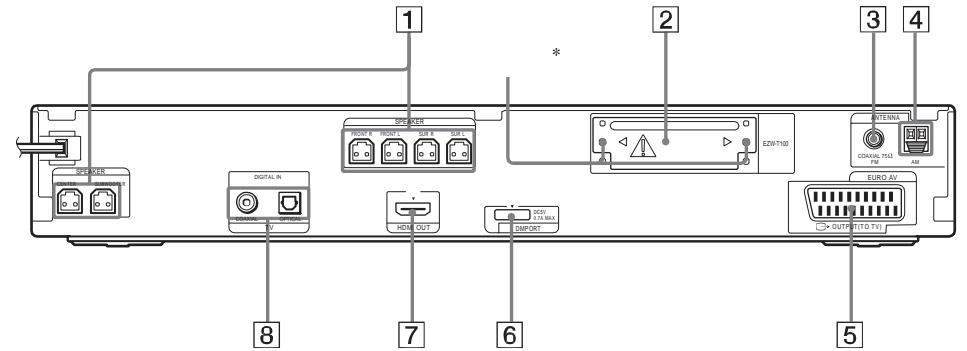
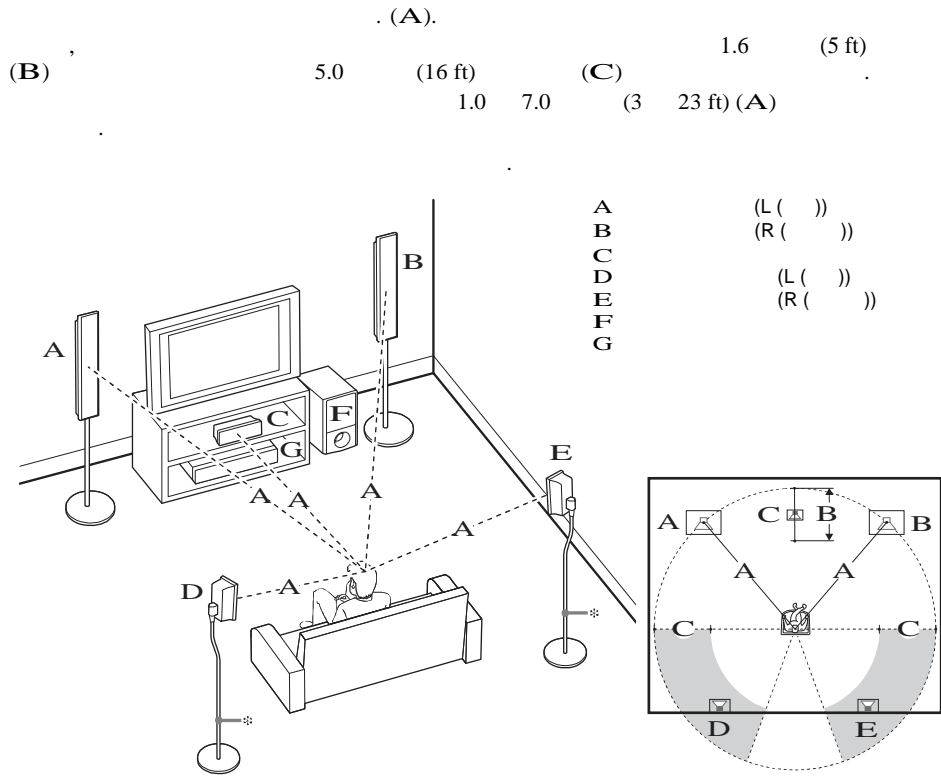
- 1)
- 2) ENTER
- , ENTER
- (. 7).
- 3) "DVD," USB



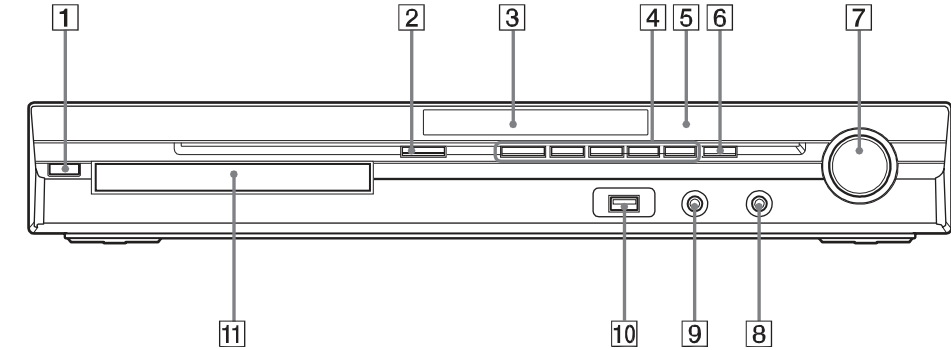
- 1 . (74)
- 2 . (74)
- 3 . (15)
- 4 . (53)
- 5 . (54)
- 6 HDMI OUT
HDCP
HDMI DVI
- 7 JPEG)
- 8 NTSC
- 9 USB . (66)
- 10 CD/CD . (31)
Super Audio



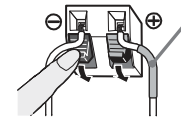
1:



- 1 . (14)
- 2 COAXIAL 75Ω FM . (18)
- 3 AM (15)
- 4 EURO AV OUTPUT (TO TV) (20)
- 5 DMPORT (DIGITAL MEDIA PORT) (16, 69)
- 6 HDMI OUT . (15)
- 7 TV (DIGITAL IN COAXIAL/OPTICAL) (15)



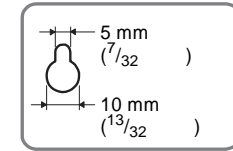
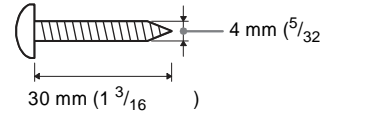
- | | |
|--------------------------------|--|
| 1 (on/standby) (20, 78) | 7 (28) |
| 2 (open/close) (28) | 8 (28) |
| 3 (96) | 9 AUDIO IN/A.CAL MIC (16, 20, 72) |
| 4 (28) | 10 (USB) (60) |
| 5 (23) | 11 (28) |



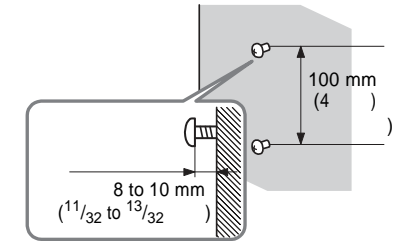
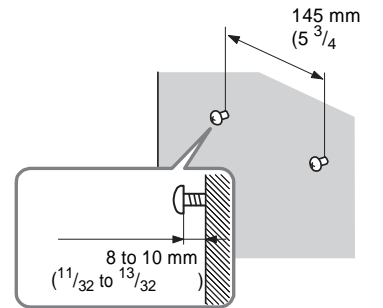
(L):
(R):

(L):
(R):

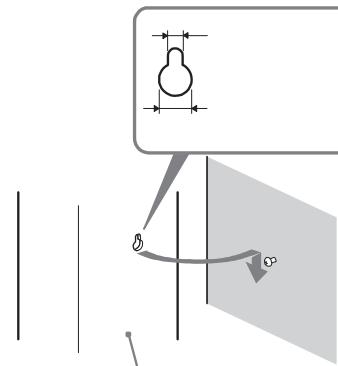
1



2



3



• Sony

1027	Afar	1183	Irish	1347	Maori	1507	Samoa
1028	Abkhazian	1186	Scots Gaelic	1349	Macedonian	1508	Shona
1032	Afrikaans	1194	Galician	1350	Malayalam	1509	Somali
1039	Amharic	1196	Guarani	1352	Mongolian	1511	Albanian
1044	Arabic	1203	Gujarati	1353	Moldavian	1512	Serbian
1045	Assamese	1209	Hausa	1356	Marathi	1513	Siswati
1051	Aymara	1217	Hindi	1357	Malay	1514	Sesotho
1052	Azerbaijani	1226	Croatian	1358	Maltese	1515	Sundanese
1053	Bashkir	1229	Hungarian	1363	Burmese	1516	Swedish
1057	Byelorussian	1233	Armenian	1365	Nauru	1517	Swahili
1059	Bulgarian	1235	Interlingua	1369	Nepali	1521	Tamil
1060	Bihari	1239	Interlingue	1376	Dutch	1525	Telugu
1061	Bislama	1245	Inupiak	1379	Norwegian	1527	Tajik
1066	Bengali; Bangla	1248	Indonesian	1393	Occitan	1528	Thai
1067	Tibetan	1253	Icelandic	1403	(Afan)Oromo	1529	Tigrinya
1070	Breton	1254	Italian	1408	Oriya	1531	Turkmen
1079	Catalan	1257	Hebrew	1417	Punjabi	1532	Tagalog
1093	Corsican	1261	Japanese	1428	Polish	1534	Setswana
1097	Czech	1269	Yiddish	1435	Pashto; Pusho	1535	Tonga
1103	Welsh	1283	Javanese	1436	Portuguese	1538	Turkish
1105	Danish	1287	Georgian	1463	Quechua	1539	Tsonga
1109	German	1297	Kazakh	1481	Rhaeto- Romance	1540	Tatar
1130	Bhutani	1298	Greenlandic	1482	Kirundi	1543	Twi
1142	Greek	1299	Cambodian	1483	Romanian	1557	Ukrainian
1144	English	1300	Kannada	1489	Russian	1564	Urdu
1145	Esperanto	1301	Korean	1491	Kinyarwanda	1572	Uzbek
1149	Spanish	1305	Kashmiri	1495	Sanskrit	1581	Vietnamese
1150	Estonian	1307	Kurdish	1498	Sindhi	1587	Volapük
1151	Basque	1311	Kirghiz	1501	Sangho	1613	Wolof
1157	Persian	1313	Latin	1502	Serbo- Croatian	1632	Xhosa
1165	Finnish	1326	Lingala	1503	Singhalese	1665	Yoruba
1166	Fiji	1327	Laothian	1505	Slovak	1684	Chinese
1171	Faroese	1332	Lithuanian	1506	Slovenian	1697	Zulu
1174	French	1334	Latvian; Lettish				
1181	Frisian	1345	Malagasy				

2044	Argentina	2165	Finland	2362	Mexico	2149	Spain
2047	Australia	2174	France	2376	Netherlands	2499	Sweden
2046	Austria	2109	Germany	2390	New Zealand	2086	Switzerland
2057	Belgium	2248	India	2379	Norway	2528	Thailand
2070	Brazil	2238	Indonesia	2427	Pakistan	2184	United Kingdom
2079	Canada	2254	Italy	2424	Philippines		
2090	Chile	2276	Japan	2436	Portugal		
2092	China	2304	Korea	2489	Russia		
2115	Denmark	2363	Malaysia	2501	Singapore		

DTS

DTS, Inc.
5.1-

DTS 5.1

HDMI (

HDMI

HDCP (

DVD

Super Audio CD

Super Audio CD

(CD PCM), DSD (64

CD, 1-bit

■ Super Audio CD

Super Audio CD

CD

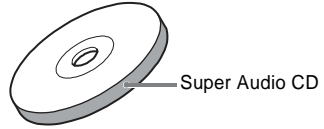
• Super Audio CD : -
Super Audio

CD

• CD 1):

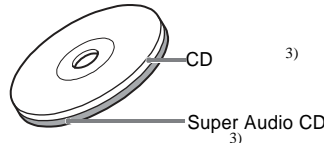
CD

(Super Audio CD)



2)

(Super Audio CD CD)



Super Audio CD

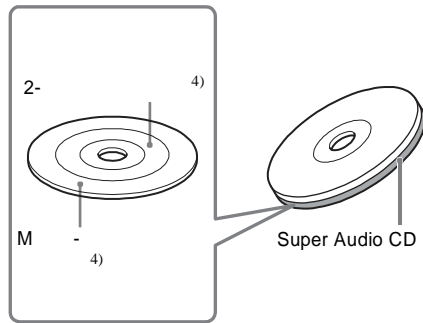
2

• 2-

2-

• M

(5.1)



1) CD CD

2)

3)

(.32).

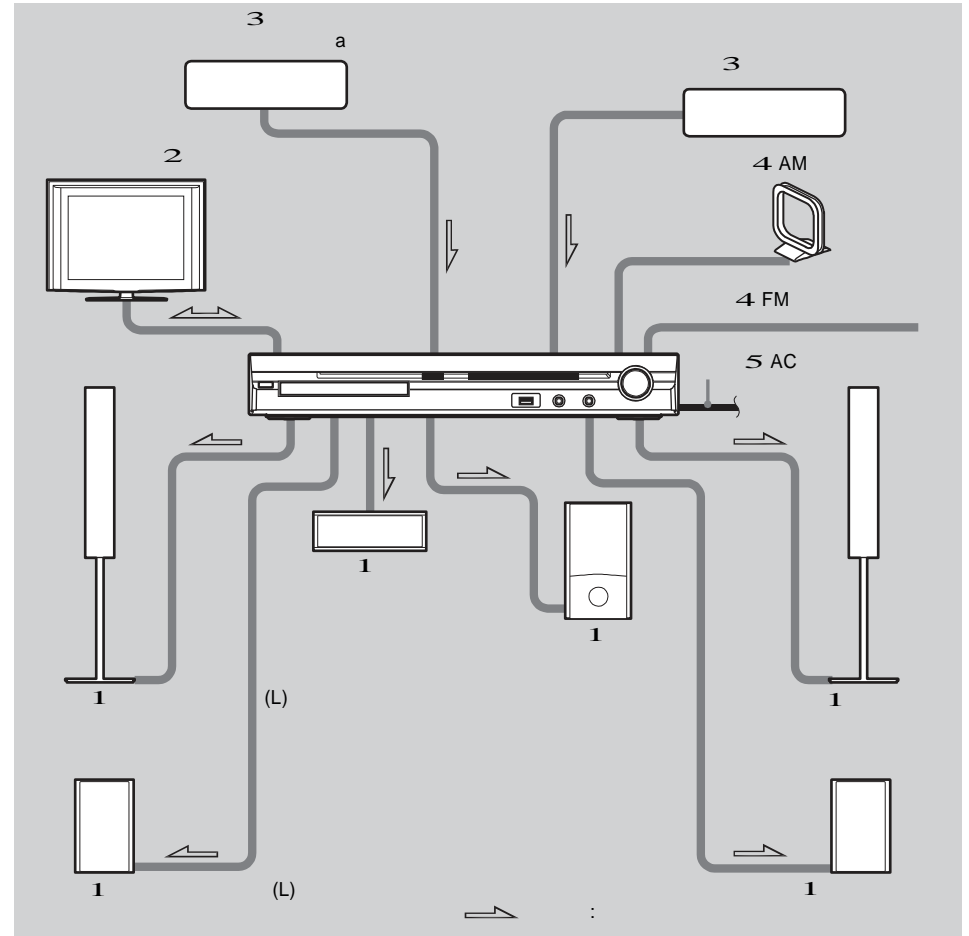
4)

Super Audio CD"

Super Audio CD" (.31).

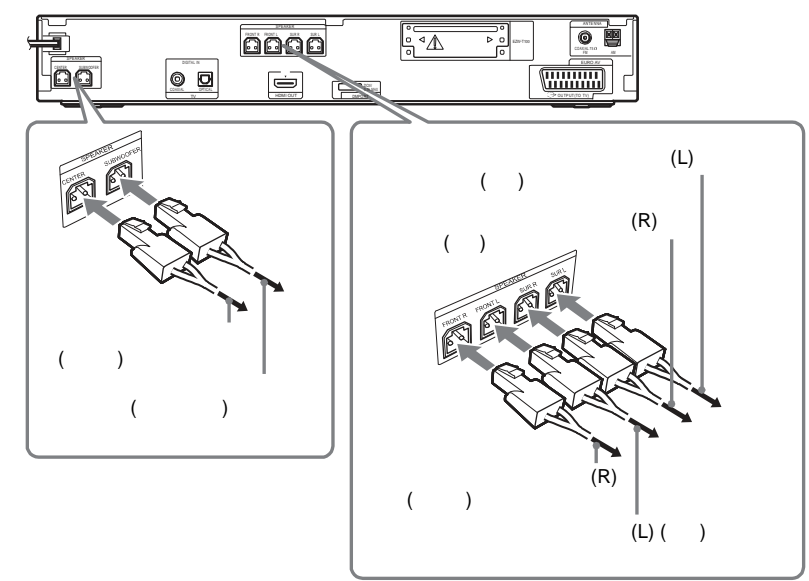
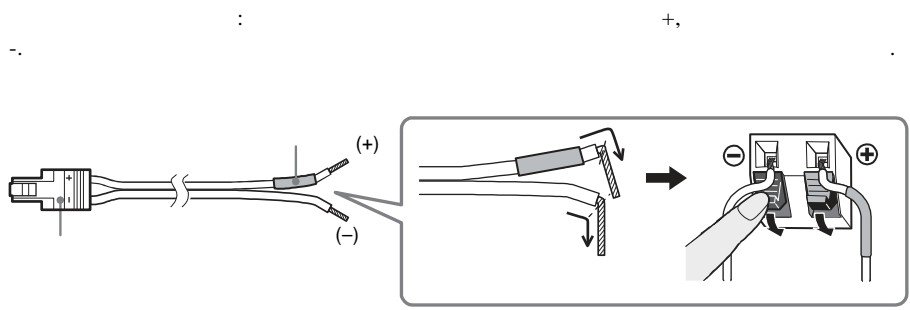
2:

1 5



(R)

(R)



220 V - 240 V AC,
50/60 Hz
: 170 W
: 0.3 W

(DIGITAL MEDIA PORT)
DC 5 V
(DIGITAL MEDIA PORT)
700 mA
430 mm × 66 mm × 385
mm (/ /)
(.) 4.2 kg

Sony

Dolby Digital

Dolby Surround Pro Logic.

“5.1”,

(0.1)



85%

0.3 W.

, S-master.

Dolby Pro Logic II

Dolby Pro Logic II 5
2-

Dolby

Surround.

5.1-

Dolby Surround Pro Logic

Dolby Surround, Dolby Surround Pro Logic

4 2-

Dolby Surround

, Dolby Surround Pro Logic

A	FM	
A	75 ohms,	
	10.7 MHz	
AM		
	108 W + 108 W (3 ohms,	
	1 kHz, 1% THD)	
	RMS	530 kHz - 1,710 kHz (
	FL/FR/C/SL/SR*: 142	10 kHz)
	(3 ohms,	531 kHz - 1,710 kHz (
	1 kHz, 10% THD)	9 kHz)
E	*: 140	531 kHz - 1,602 kHz (
	3 ohms, 80 Hz, 10% THD)	9 kHz)
A		531 kHz - 1,710 kHz (
		9 kHz)
		530 kHz - 1,710 kHz (
		10 kHz)
		531 kHz - 1,602 kHz (
		9 kHz)
		530 kHz - 1,610 kHz (
		10 kHz)
A	AM	
	450 kHz	

Super Audio CD/DVD

(Super Audio CD/DVD: λ = 650 nm)
(CD: λ = 790 nm)

VIDEO: 1 Vp-p 75 ohms
R/G/B: 0.7 Vp-p 75 ohms
HDMI OUT: T A (19 pin)

USB

MP3 (MPEG 1 Audio Layer-3):
32 kbps - 320 kbps
WMA:
48 kbps - 192 kbps
AAC:
48 kbps - 320 kbps

MP3 (MPEG 1 Audio Layer-3):
32/44.1/48 kHz
WMA:
44.1 kHz
AAC:
44.1 kHz

(USB) :
Ma : 500 mA

FM PLL () 0.7 kg

(SS-TS82)

M
65 mm
3 ohms
() 103 mm x 164 mm x 82 mm (/ /)
() 0,6 kg

(SS-CT80)

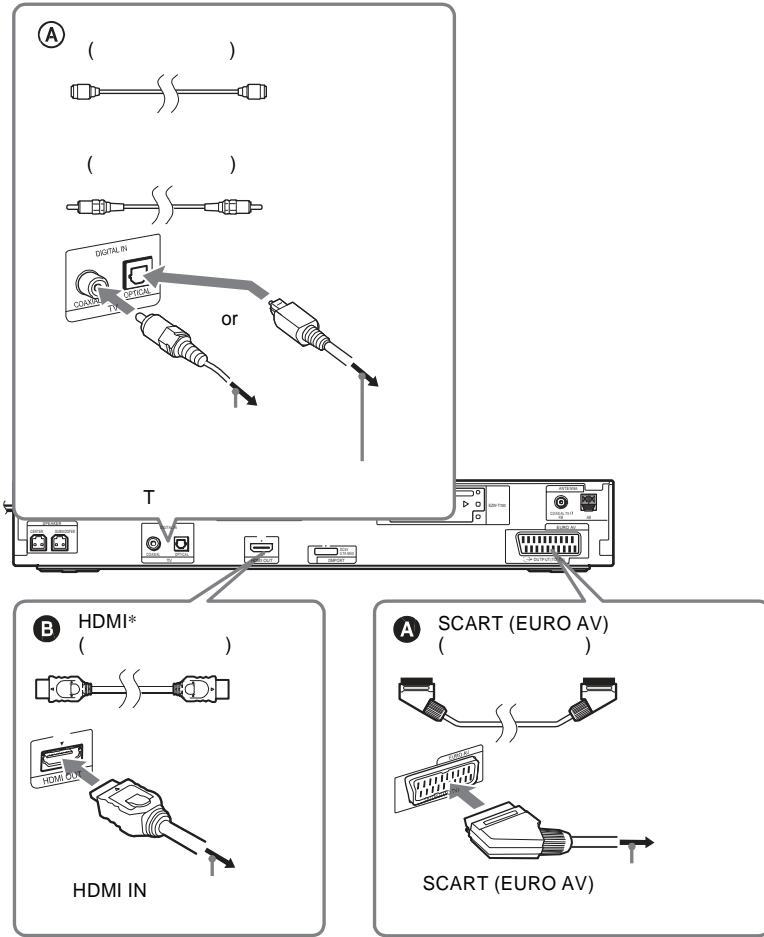
M
65 mm
3 ohms
() 265 mm x 93 mm x 71 mm (/ /)
() 0.7 kg

(SS-WS80)

160 mm
3 ohms
() 205 mm x 325 mm x 325 mm (/ /)
() 5.2 kg

(HDMI).

(A).



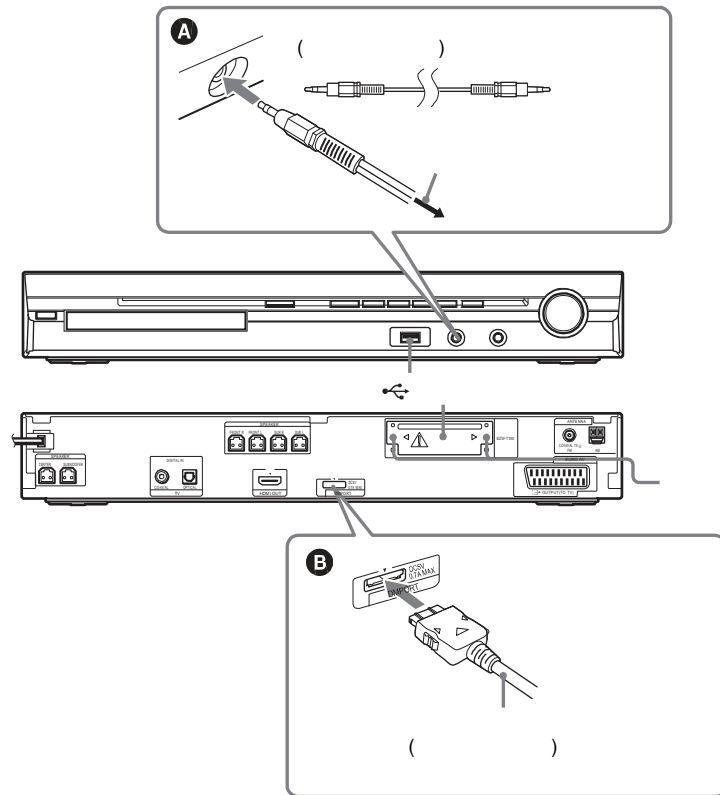
* HDMI ()
(. 22).

- "DMPORT" , HDMI OUT
- (COAXIAL 2 OPTICAL.)

6-

: A

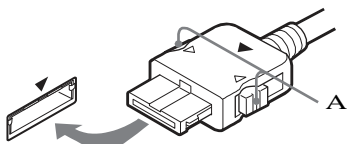
: B



DIGITAL MEDIA PORT a () DMPORT
DIGITAL MEDIA PORT ” (.69).

DIGITAL MEDIA PORT a

A ().



()

[VER.X.XX] (X)

Sony

5 (. C 13 50)



C 13

(90).
➔

C 31

➔

E XX
(xx)

➔

Sony

: E 61 10

USB /

- USB
- MP3 USB
- USB

USB

- USB
- USB

USB

USB

- USB

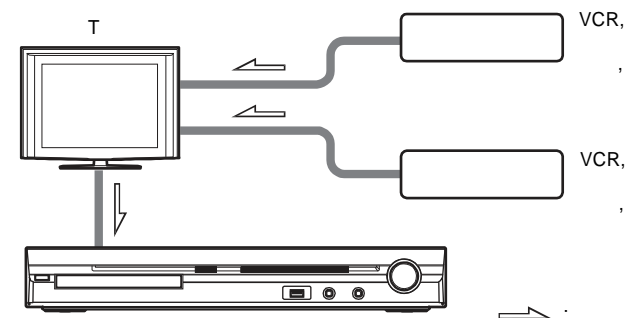
USB

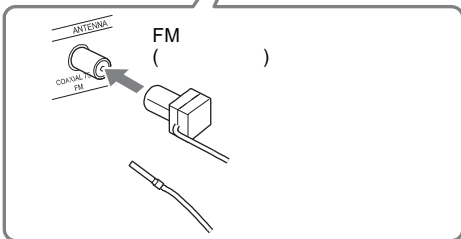
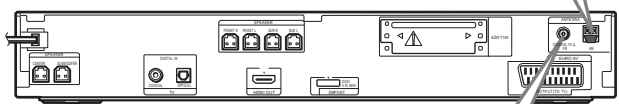
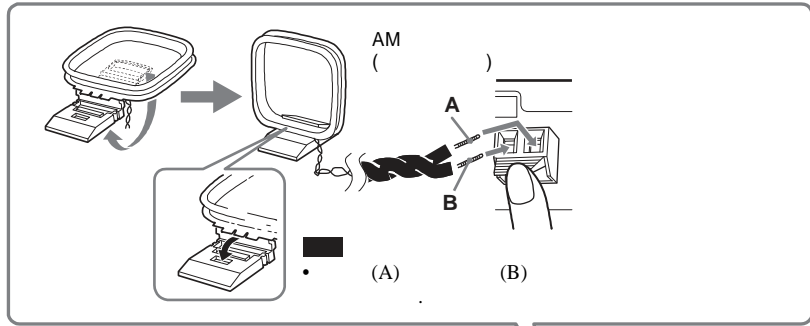
A USB

- USB

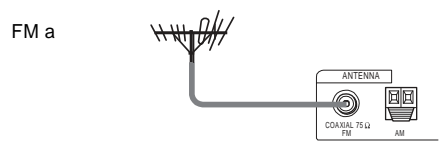
USB

Sony





- AM
- FM
- FM
- AM
- AM
- FM
- FM a



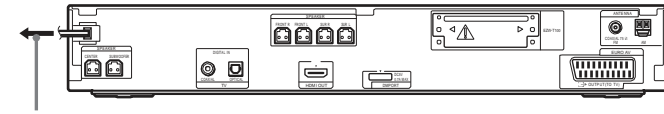
"DATA ERROR"	• /JPEG		
	• MPEG1 Audio Layer 3.		
USB	•JPEG	DCF	
	•JPEG	"JPG" or ".JPEG,"	JPEG
P	• USB		USB
	• " ()		"USB
	• (.64)		
USB (a /	•USB	FAT12, FAT16,	FAT32
JPEG)	• *		
	• MP3	"MP3."	
	• WMA	"wma."	
	• AAC	"m4a."	
	• MP3		MPEG 1 Audio Layer 3
	• USB,		
	• 8		
	• /JPEG	[MODE (MUSIC, IMAGE)]	
	(61, 62).		
	• 200.		
	• 150.		
	• /JPEG		150
	• JPEG	"JPG" ".JPEG."	
	• JPEG	3,072 () × 2,048 ()	
		2,000,000	
	JPEG		
	• WMA	WMA DRM, WMA Lossless,	WMA PRO
	• AAC	AAC DRM AAC Lossless	
	* FAT12, FAT16, FAT32,		USB
	FAT.		
	USB		
A /JPEG	• USB		
	-		
	-		
	-		
	-		
	-		
	• Sony		
	-	USB : 200	
	-	: 150	

USB

"OVERLOAD"	• (USB). USB USB Sony.	(USB)↔ ↔
USB ?	• USB "USB" (). - USB - / - P - - - - • USB USB	
	• USB USB	
	• USB USB	
	• USB FAT16, FAT32 * FAT12, FAT16, FAT32, FAT.	USB FAT12, USB, * USB
USB (USB)↔	• USB USB	
USB	• FAT32 * FAT12, FAT16, FAT32, USB FAT. USB	USB FAT12, FAT16 USB
"READING"	• - USB - - • Sony - USB : 200 - : 150 • USB, USB	

5

AC



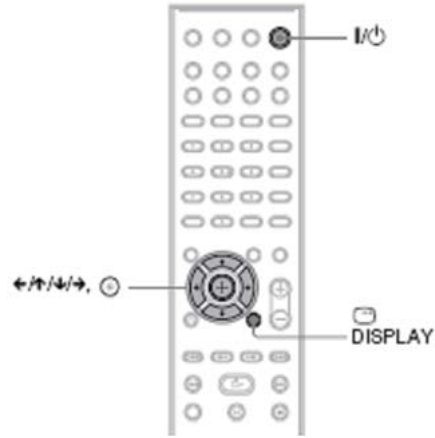
AC

- 1
- 2 SYSTEM MENU.
- 3 "DEMO"
- 4
- "DEMO ON":
• "DEMO OFF":
- 5
- 6 SYSTEM MENU.
- "COLD RESET" (.78),

3:

HDMI (),

(22).



1
2



"DVD" (.23).

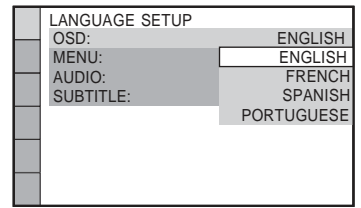
3

[Press [ENTER] to run QUICK SETUP.]

Quick Setup

(22).

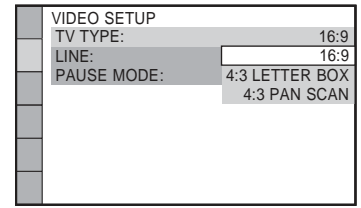
4



5



6



7



4:3

[16:9] (47)

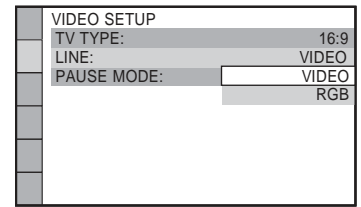
4:3

[4:3 LETTER BOX [4:3 PAN SCAN] (47)

8



EURO AV OUTPUT (TO TV)



[OSD] [LANGUAGE SETUP] (.47).

- DVD
- DVD

T

- DVD

• DVD (.20).

"LOCKED"

Sony .

[Data error]

- MP3, JPEG DivX ()

DATA CD DATA DVD.

- MPEG1 Audio Layer 3 DCF.
- JPEG "JPG" "JPEG," JPEG
- "AVI" ".DIVX"
- DivX DivX
- DivX *()

HDMI

- "HDMI" HDMI (.15).

[CONTROL FOR HDMI] [HDMI SETUP] [ON] (.48).

[CONTROL FOR HDMI]

HDMI

HDMI

[CONTROL FOR HDMI] [HDMI SETUP] [OFF], [CONTROL FOR HDMI] [HDMI SETUP] [ON] (.48).

• "HDMI" "BRAVIA" Sync" (57).

[AUDIO (HDMI)] [CUSTOM SETUP] [ON] (.49).

• "HDMI" "BRAVIA" Sync"

(57).

MP3	<ul style="list-style-type: none"> DATA CD 1/Level 2, Joliet. DATA DVD (). MP3 "MP3." MP3 "MP3." MPEG1 Audio Layer 3 MP3PRO [MODE (MP3, JPEG)] [IMAGE (JPEG)] (.40). [MODE (MP3, JPEG)] 	MP3	ISO 9660 Level
	<ul style="list-style-type: none"> DATA CD/DATA DVD DivX (). 		

JPEG	<ul style="list-style-type: none"> DATA CD 1/Level 2 Joliet. DATA DVD (). "JPEG" ".JPG." 3,072 () × 2,048 () 2,000,000 Progressive JPEG [MODE (MUSIC, IMAGE)] [MUSIC] (.40). [MODE (MP3, JPEG)] 	JPEG	ISO 9660 Level
	<ul style="list-style-type: none"> DATA CD/DATA DVD DivX (). 		

MP3	JPEG	[AUTO]	[MODE (MUSIC, IMAGE)] (.40).
-----	------	--------	-------------------------------

DivX	<ul style="list-style-type: none"> DivX "AVI" ".DIVX." DATA CD/DATA DVD DivX ISO 9660 Level 1/Level 2 Joliet/UDF. DivX 720 () 576 (). 		
------	--	--	--

	[*].		
	<ul style="list-style-type: none"> Program Play, Shuffle Play, Repeat Play CLEAR 		

	<ul style="list-style-type: none"> (.32). , DVD PBC 		
	DVD		

9

- [VIDEO]:
- [RGB]: RGB

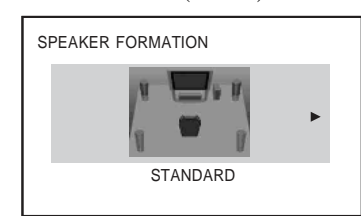
RGB [RGB].

10

+

11

↔

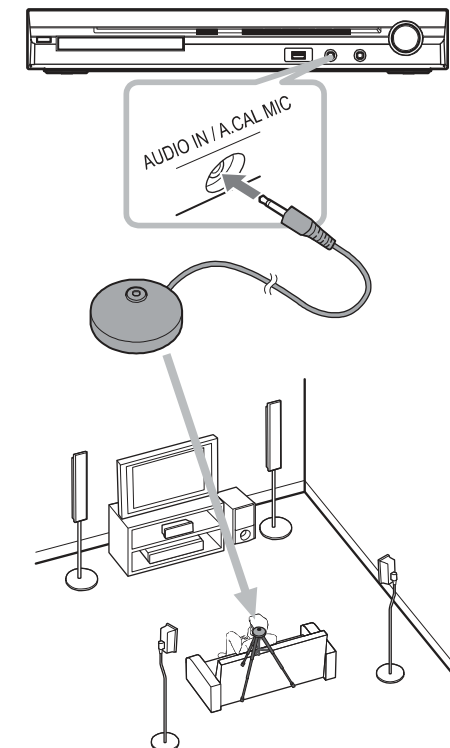


12

13

+

A.CAL MIC



14

↔

[YES].

15

+

[AUTO CALIBRATION]

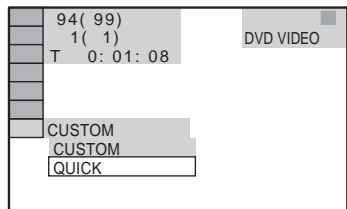
16

↔

[YES].

17 CALIBRATION]. [AUTO
 ⊕.
 DISPLAY
 (72).
 (46).

1 "DVD" FUNCTION +/-
 2 DISPLAY
 3 [SETUP],
 [SETUP]



4 [QUICK],
 ⊕.

(.15),

HDMI OUT

HDMI HDMI OUT

1 "DVD" FUNCTION +/-

2 DISPLAY

3 [SETUP],
 ⊕
 [SETUP]

4 [CUSTOM],
 ⊕.

5 [HDMI SETUP],
 ⊕
 [HDMI SETUP]

6 [HDMI RESOLUTION],
 ⊕.

7 [HDMI]
 ⊕.

• [AUTO (1920 × 1080p)]:

• [1920 × 1080i]:

1920 × 1080i*

• [1280 × 720p]:

1280 × 720p*

• [720 × 480p]**:

720 × 480p*

* i: , p:

** , [720 × 576p]

• "HDMI"

[720 × 576p] [720 × 480p] or [720 × 576p]

(.25).

Digital, DTS, Dolby MPEG a (.14, 51).

Dolby Digital MPEG

(.14, 51).

"DEC. MODE" (.25).

(.14, 51).

"DEC. MODE" (.25).

48 kHz.

DIGITAL IN COAXIAL/
 OPTICAL

(.52).

DISPLAY

CD-ROM (.5).

DVD

[TV TYPE]
[VIDEO SETUP],

15-30

0.3 m

MUTING

"MUTING ON"

(. 51).

• Super Audio CD

HDMI OUT

HDMI OUT

[AUDIO (HDMI)]

[HDMI SETUP]

[ON] (. 49).

HDMI OUT

• [AUDIO (HDMI)] [HDMI SETUP] [ON] (. 49).

• HDMI OUT (DVI (Digital Visual Interface))

• HDMI OUT Super Audio CD

① /

③

② HDMI

(14, 51).

"A.F.D. STD" "DEC. MODE" (. 25).

3

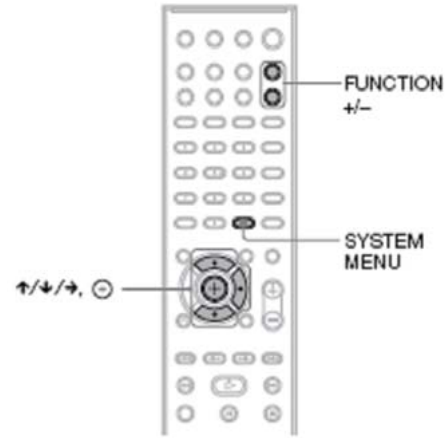
AUDIO] [STEREO]

VIDEO CD, CD, MP3.

AUDIO (30).

4:

DVD, TV, VCR



1

FUNCTION +/-

FUNCTION

+/-,

"DVD" → "TUNER FM" → "TUNER AM" → "USB" → "TV" → "DMPORT" → "AUDIO" → ...

"DVD"

"TUNER FM"/ FM/AM (. 53)
"TUNER AM"

"USB" USB (. 60)

"TV" TV

"DMPORT" DIGITAL MEDIA PORT
a (. 69)

"AUDIO" (AUDIO IN)

• TV (COAXIAL OPTICAL DIGITAL IN) . (),

2

SYSTEM MENU.

3

MODE"

↑/↓ "DEC.

4

↑/↓

, ⊕ →.

20 "PRO LOGIC," "PLII MOVIE," "PLII MUSIC"

25.

5

⊕.

6

SYSTEM MENU.

• FUNCTION +/-

"AUDIO." "A.F.D. STD" "DEC. MODE."

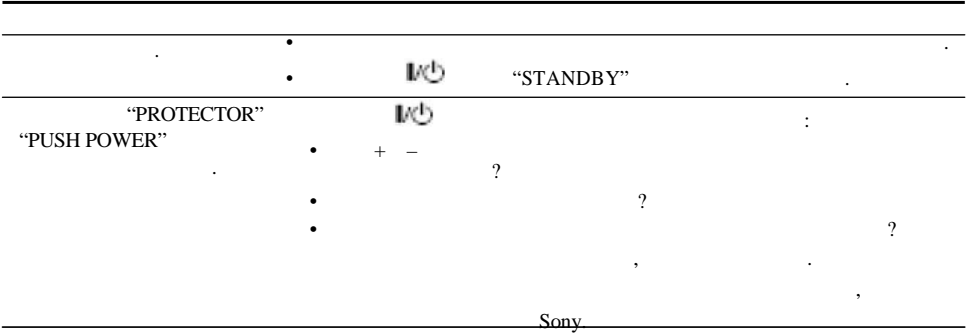
"A.F.D. STD."

EURO AV OUTPUT

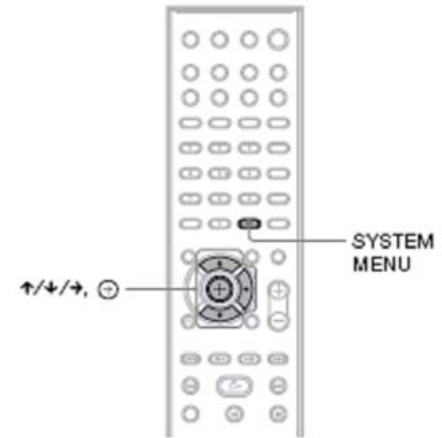
(TO TV) AUDIO IN

- 1 FUNCTION +/-
"TV" "AUDIO"
- 2 SYSTEM MENU.
- 3 ↑/↓
"ATTENUATE" ⊕ →.
- 4 ↑/↓
- "ATT ON":
- "ATT OFF":
- 5 ⊕
- 6 SYSTEM MENU.

Sony.



- SCART (EURO AV)
- SCART (EURO AV)
-
- EURO AV INPUT (15).
-
- (15).
-
- (15).
- HDMI OUT HDMI OUT
- (22).
- HDMI OUT,
- HDMI OUT
- HDMI.
-
- EURO AV OUTPUT (TO TV)
- HDMI OUT
- [HDMI RESOLUTION] [HDMI SETUP] [720 × 480p]* (22).
- * , [720 × 576p]



- 1 SYSTEM MENU.
- 2 ↑/↓ "DEC. MODE"
- 3 ⊕ → ↑/↓

		E	
"A.F.D. STD"	AUTO FORMAT DIRECT STANDARD	/	
"A.F.D. MULTI"	AUTO FORMAT DIRECT MULTI	2	2 (
		M	-
"PRO LOGIC"	Dolby Pro Logic	Pro Logic	2-

E			
"PLII MOVIE"	Dolby Pro Logic II MOVIE	Pro Logic II 5	2-
"PLII MUSIC"	Dolby Pro Logic II MUSIC	Pro Logic II 5	2- CD.
"2CH STEREO"	2 CHANNEL STEREO	2	
"HP 2CH"	HEADPHONE 2 CHANNEL STEREO	2	
"HP VIRTUAL"	HEADPHONE VIRTUAL		

4 

5 **SYSTEM MENU.**


- "A.F.D. STD" "2CH STEREO" "DEC.
- , "PRO LOGIC," "PLII MOVIE," "PLII MUSIC"
- , "PRO LOGIC," "PLII MOVIE," "PLII MUSIC"
- USB
- "A.F.D. MULTI,"
- "A.F.D. STD," "PRO LOGIC," "PLII MOVIE," "PLII MUSIC."

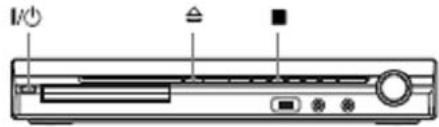


Sony

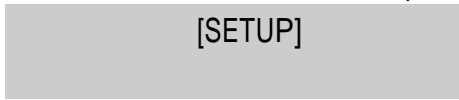
/

15 - 30





- 1 I/O
 - 2 ■, ▲, ▼
- “COLD RESET”



[SETUP]
(.50)
[PARENTAL CONTROL]

- 1 “DVD” FUNCTION +/-
- 2 DISPLAY
- 3 [SETUP],
 [SETUP]
- 4 [CUSTOM],

- 5 [SYSTEM SETUP],
 [SYSTEM SETUP]
- 6 [RESET]
- 7 [YES].
- 8 [NO].

- [MODE (MUSIC, IMAGE)], [INTERVAL], [EFFECT], [MULTI/2CH]

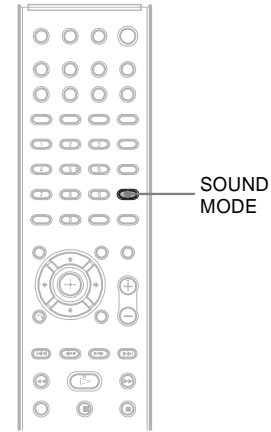


(DUAL MONO)

Dolby Digital

Dolby Digital
(.15),

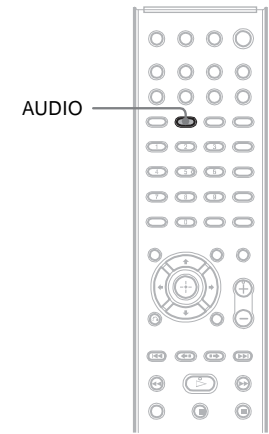
Dolby Digital.



SOUND MODE

- “AUTO”:
“MUSIC”
- “MOVIE”:
- “MUSIC”:

“MOVIE”



AUDIO

- “MAIN”:
- “SUB”:
- “MAIN+SUB”: M





5

P

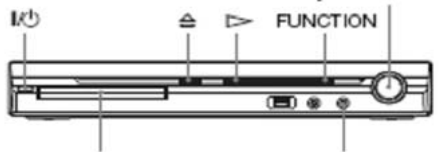
Tip

• When you connect the system and TV with an HDMI cable (not supplied), you can operate them simply, using the Control for HDMI function. For details, see “Using the Control for HDMI Function for “BRAVIA” Sync” (page 57).



DVD-V

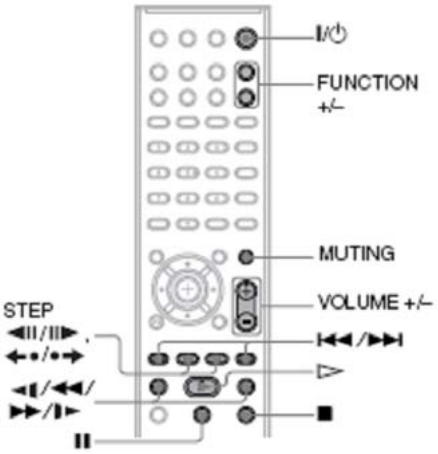
DATA-CD



6

7

VOLUME +/-
VOLUME



1

2

3

FUNCTION “DVD,” “DVD.”

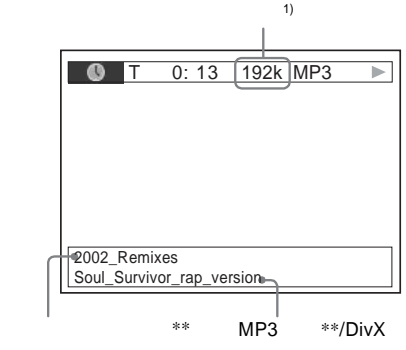
4

HDMI
HDMI (),
HDMI
“BRAVIA” Sync” (.57).
HDMI
Control
HDMI “BRAVIA” Sync”
HDMI Control
(.57)

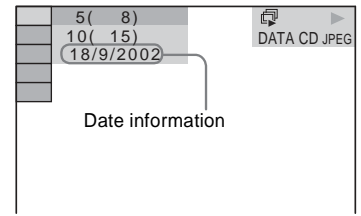


– “DEMO” “OFF” (.19).

DATA CD/DATA DVD
(MP3 /DivX ³⁾)
DISPLAY MP3
DATA CD/DATA DVD
DivX ³⁾ DATA CD/DATA DVD,
()



1)
: DATA CD/DATA DVD.
– MP3 DATA CD/DATA DVD.
– DivX MP3
a DATA CD/DATA DVD
()
2) MP3 ID3,
/ () ID3
ID3 ver 1.0/1.1/2.2/2.3.
ID3 ver 2.2/2.3
ID3 ver 1.0/1.1 ver 2.2/2.3
MP3
3)



* “Exchangeable Image File Format”

J

(JEITA).

- : [DD/MM/YYYY].
- DD: DD
- MM: M
- YYYY: YYYY



Exif*

DISPLAY

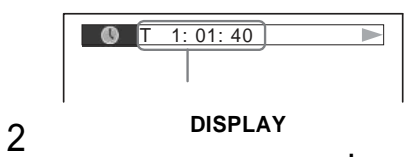
②
③

DVD/CD
MP3
DivX

MP3 DivX

VIDEO CD PBC

1 DISPLAY



DVD VIDEO/DVD-VR

- T-***:***
- T-***:***
- C-***:***
- C-***:***

VIDEO CD (PBC)
• ***:***

VIDEO CD (PBC)/ Super Audio CD/CD

- T-***:***
- T-***:***
- D-***:***
- D-***:***

DATA CD (MP3)/DATA DVD (MP3)

- T-***:***

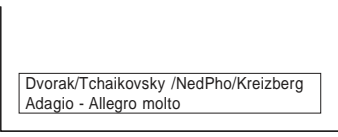
DATA CD (DivX DVD (DivX)/DATA DVD (DivX)

- ***:***


DVD/Super Audio CD/CD
DISPLAY

DVD/Super Audio CD/CD.
DVD/Super Audio CD/CD

“NO TEXT”



- [CONTROL FOR HDMI] “OFF” (.57).



P STEP ▶▶

()3)5)6) STEP ◀◀

(DVD VIDEO/ DVD-R/DVD-RW only).

◀ ()

(10) 7)

(30) 8) ▶▶ ()

- 1) JPEG
- 2)
- 3) DVD VIDEO, DVD-R, DVD-RW, VIDEO CD
- 4) VIDEO CD- DVD-VR.
- 5)
- 6) DATA CD/DATA DVD, DivX ().
- 7) DVD VIDEO/DVD-RW/DVD-R DivX ().
- 8) DVD VIDEO/DVD-RW/DVD-R/DVD+RW/ DVD+R DivX ().

DVD-V

(-) DVD VIDEO,

ANGLE

DVD VIDEO,

DVD VIDEO.

SUBTITLE

DVD VIDEO, DivX
 “.AVI” “.DIVX”

DVD VIDEO DATA CD/
 DATA DVD (DivX *)
 (PCM, Dolby Digital, MPEG audio, DTS), DVD VIDEO
 VIDEO CD, CD, DATA CD,
 Super Audio CD.
 *

AUDIO

■ DVD VIDEO

DVD VIDEO

VIDEO

■ DVD-VR

- [1: MAIN] ()
- [1: SUB] ()
- [1: MAIN+SUB] ()
- [2: MAIN]
- [2: SUB]

• [2: MAIN], [2: SUB], [2: MAIN+SUB]

■ VIDEO CD/CD/DATA CD (MP3)/DATA DVD (MP3)

• [STEREO]:

- [1/L]: ()
- [2/R]: ()

■ DATA CD (DivX)/DATA DVD (DivX)

■ Super VCD

• [1:STEREO]:

- 1
 • [1:1/L]: 1 ()
- [1:2/R]: 1 ()
- [2:STEREO]: 2
- [2:1/L]: 2 ()
- [2:2/R]: 2 ()

DVD

- 1
- 2
- 3
- 4
- 5

SYSTEM MENU.

↑/↓ “DIMMER”

⊕ →

↑/↓

- “DIMMER OFF”:
- “DIMMER ON”:

⊕ .

SYSTEM MENU.



DISPLAY .

DISPLAY

① → ② → ... → ① → ...

■ DVD VIDEO/DVD-VR

- ①
- ②
- ③
- ④
- ⑤
- ⑥

■ VIDEO CD (PBC)/ Super Audio CD/CD

- ①
- ②
- ③
- ④
- ⑤

⑥ T *
 * VIDEO CD/Super Audio CD

■ Super VCD

- ①
- ② T
- ③

■ DATA CD (MP3)/DATA DVD (MP3)

- ①
- ② T () *
- * MP3 ID3 / () ID3

ID3 ver 2.2/2.3 ID3 ver 1.0/1.1/2.2/2.3.

ID3 ver 2.2/2.3

ID3 ver 1.0/1.1 ver 2.2/2.3

MP3

■ DATA CD (DivX)/DATA DVD (DivX)

①

DYNAMIC BASS.
 “D. BASS ON”

DYNAMIC BASS

NIGHT.
 “NIGHT ON”

ON,”
 Super Audio CD.
 Super Audio CD “NIGHT
 (,)

NIGHT

10
SLEEP.
 SLEEP,
 10
 “SLEEP”

SLEEP

SLEEP

Sleep
 SLEEP
 “SLEEP OFF”.

1
 2
SYSTEM MENU.
 ↑/↓ “SLEEP”

3
 ⊕ →

10
 4
 ⊕

5
SYSTEM MENU.
 “SLEEP”

Super VCD
 [2:STEREO], [2:1/L],
 [2:2/R].

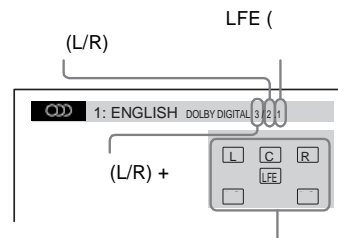
DVD-V DATA-CD DATA DVD

AUDIO

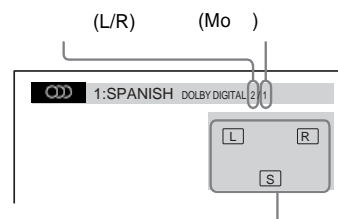
(PCM, Dolby Digital, DTS, . . .).

DVD

Dolby Digital 5.1

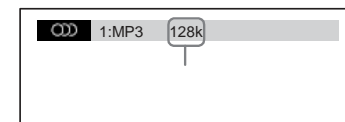


Dolby Digital 3



DATA CD (DivX (DivX) /DATA DVD

MP3 a



Super Audio CD

Super Audio CD

Super Audio CD (

103)

2
 + M - Super
 Audio CD
 Super Audio CD- 2-

1 DISPLAY

2
 ↑/↓ [MULTI/
 2CH], ⊕ [MULTI/2CH]

3
 ⊕

- [MULTI]:
- [2CH]: 2-

Super Audio CD
Super Audio CD- HD CD

1
CD PBC

VIDEO


2

10 ←/→ [YES] [NO]

(Sony)

3



(o TV , THEATRE, TV INPUT, TV VOL +/-)

4

[YES] ()

1  DISPLAY

VIDEO CD.

[YES]

2   [SUPER AUDIO CD/CD LAYER], 

CD

 RETURN.

[SUPER AUDIO CD]

• VIDEO CD, [Press ENTER]

3

[Press SELECT]

HD



PBC

[CD]

3



• [SUPER AUDIO CD]:
HD

HD

“SA-CD”

• [CD]:

CD

“CD”

CD

CD

P

PBC



[SUBWOOFER]

[YES]

(.51).

• Super Audio CD a
HDMI OUT

(Resume Play)

DVD-V **DVD-VR** **VIDEO CD** **Super Audio CD** **CD**
DATA-CD **DATA DVD**

VIDEO CD PBC
(Ver.2.0)

(PBC)

VIDEO CD
PBC ()

PBC p
VIDEO CD

■ “RESUME” ()

1

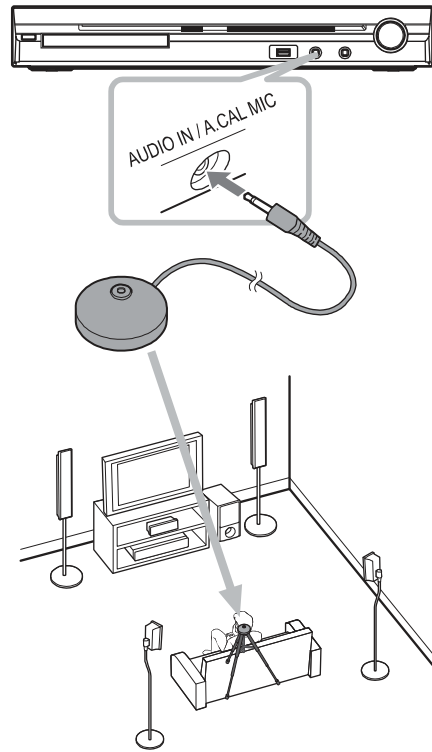
“RESUME”

2



[AUTO CALIBRATION]

D. C. A. C. (Digital Cinema Auto Calibration)



[AUTO CALIBRATION],

1 "DVD" FUNCTION +/-

2 [DISPLAY]

3 [SETUP],

[SETUP]

4 [CUSTOM],

8 [YES].

9 [AUTO CALIBRATION]

[AUTO CALIBRATION],

5 [AUDIO SETUP],

[AUDIO SETUP]

6 [AUTO CALIBRATION],

[AUTO CALIBRATION]

7 () A.CAL MIC

A.CAL MIC

[YES] ()

()

1.

(DATA CD/ DATA DVD).

FUNCTION.

- DVD-R/DVD-RW VR , CD, DATA CD DATA DVD,

(Multi-disc Resume)

DVD-V VIDEO CD

[MULTI-DISC RESUME]
[CUSTOM SETUP] [ON]

().
"[MULTI-DISC RESUME] (DVD VIDEO/VIDEO CD)" (.55).

10

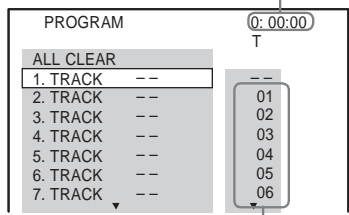
- [MULTI-DISC RESUME] [SYSTEM SETUP] [OFF] (.55),

FUNCTION +/-.

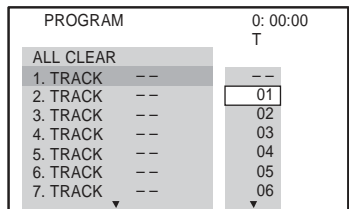
(Program Play)

VIDEO CD CD

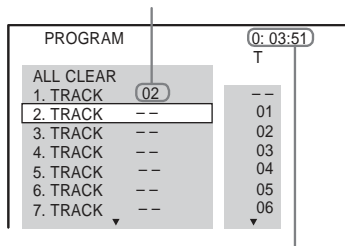
- 1 DISPLAY.
- 2 [PROGRAM],
- 3 [SET →],



- 4 [T] ([01]).



- 5 [02].
- [02] [T],



- 6 T
- 7 Program Play.

- 8 CLEAR
- 9 [OFF] [ON]
- DISPLAY


- 1 " 1 3 "
- 2
- 3 5 CLEAR.
- [T],

Dobijte optimalen opkru`uva~ki zvuk vo sobata

[SPEAKER FORMATION]

Zavisno od oblika i kotnastosti prostora, nekoji zvu~nici ne mogu`at da se instaliraju. Za podobar opkru`uva~ki zvuk, Sony vi preporu~uje najnaprednija odredjena postavenost zvu~nica.

- 1 "DVD" FUNCTION +/-
- 2 DISPLAY
- 3 [SETUP],
- 4 [CUSTOM],
- 5 [AUDIO SETUP],
- 6 [SPEAKER FORMATION],
- 7 [SPEAKER FORMATION]

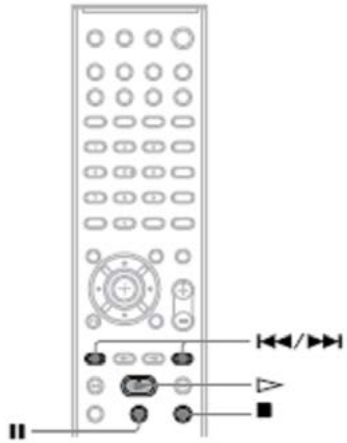


- 7 [STANDARD]:

- [NO CENTER]: I zberete go koga postavuvate samo predni i saraund zvu~nici.
- [NO SURROUND]: I zberete go koga postavuvate samo centralen i predni zvu~nici.
- [FRONT ONLY]: I zberete go koga postavuvate samo predni zvu~nici.
- [ALL FRONT]: I zberete go koga postavuvate sile zvu~nici napred.
- [ALL FRONT - NO CENTER]: I zberete go koga postavuvate predni i saraund zvu~nici napred.

- 8
- 9 [YES] [NO],

- [YES]:
- 5 " (72).
- [NO]: [SPEAKER FORMATION].
- [SPEAKER FORMATION] [AUTO CALIBRATION] (72).
- [SPEAKER FORMATION] [CONNECTION] [SPEAKER FORMATION] (51), [SPEAKER FORMATION] [STANDARD].



- 1 “ 1 3 ”
- 2 ↑ [ALL CLEAR].
- 3 ⊕.

(Shuffle Play)

VIDEO CD Super Audio CD CD DATA-CD DATA DVD

- 1 MP3. DISPLAY
- 2 ↑/↓ [SHUFFLE], ⊕. [SHUFFLE]
- 3 ↑/↓

- DVD VIDEO
 - TITLE ()
 - CHAPTER ()
- VIDEO CD CD
 - TRACK ()

- [OFF]: Off.
- [ON]:

- DATA CD (DivX)
- DATA DVD (DivX)
- [OFF]: Off.
- [ON (MUSIC)]: MP3

- 4 ⊕.

3. CLEAR, “OFF”

DISPLAY

VIDEO CD Super VCD PBC

(Repeat Play)

DVD-V DVD-VR VIDEO CD Super Audio CD CD DATA-CD DATA DVD

- 1 DISPLAY
- 2 ↑/↓ [REPEAT], ⊕. [REPEAT]
- 3 ↑/↓

DVD VIDEO/DVD-VR

- [OFF]:
- [DISC]:
- [TITLE]:
- [CHAPTER]:

VIDEO CD/Super Audio CD/CD

- [OFF]:
- [DISC]:
- [TRACK]:

DATA CD/DATA DVD

- [OFF]:
- [DISC]:

- [FOLDER]:
 - [TRACK] (MP3):
 - [FILE] (DivX):
- 4 T

CLEAR, [OFF]

3.

DISPLAY

- CD Super VCD PBC VIDEO
- DATA CD/DATA DVD MP3 JPEG

- "MODE (MP3, JPEG)" "IMAGE (JPEG)" (40), "TRACK."

DVD

DVD-V

DVD " "

DVD

MENU. DVD TOP MENU. DVD MENU.

1 MENU. DVD TOP MENU DVD

2

3

DVD

1 DISPLAY

2 MENU], [DISC

[DISC MENU]

3 MENU]. [MENU] [TOP

4

DISPLAY

Me

USB

USB Sony

Sony (April 2007)

Walkman® NWD-B103/B105/B103F/B105F
NWZ-A815/A816/A818
NWZ-S515/S516/S615F/S616F/S618F

Sony IC (April 2007)

IC Recorder ICD-U50/U60/U70
ICD-SX57/SX67/SX77

Sony USB

MICROVAULT USM 512JX/1GJX/2GJX/4GJX

- USB
- USB
- USB

DIGITAL MEDIA PORT A

DIGITAL MEDIA PORT (DMPORT) a
()
DIGITAL MEDIA PORT a

MEDIA PORT a DIGITAL MEDIA PORT a
DIGITAL MEDIA PORT a
PORT " (.16).

DIGITAL MEDIA PORT a
DIGITAL MEDIA PORT a / DIGITAL MEDIA PORT a /

DIGITAL MEDIA PORT a
EURO AV OUTPUT

Bluetooth
(TDM-BT1,) Bluetooth
Bluetooth

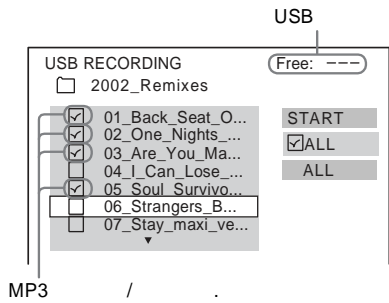
Bluetooth Bluetooth
Bluetooth Bluetooth
(TDM-TDM-NC1,)

P

1 FUNCTION +/- "DMPORT"

2

DIGITAL MEDIA PORT a
MP3
"A.F.D. STD" for "DEC. MODE" (.25).
"A.F.D. STD."



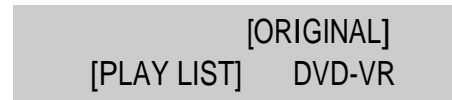
MP3 /
 ↑/↓ (+)
 MP3 /
 ←/↑/↓/→ (+)
 MP3 /
 ↑/↓ (+)
 MP3 /
 ←/↑/↓/→ (+)
 MP3 /
 ←/↑/↓/→ (+)
 [START],
 (+)

2 ↑/↓ CLEAR.
 (+)
 ↑/↓ CLEAR.
 3 ←/→ [YES],
 (+)
 , [NO], (+)
 USB
 USB
 RETURN.

7
 (+)
 DATA CD/DATA DVD
 MP3



1 "USB" FUNCTION +/-
 USB.



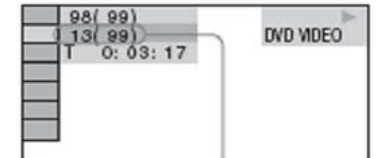
DVD-VR
 DVD-
 VR
 1 DISPLAY
 2 ↑/↓ [ORIGINAL/
 PLAY LIST], (+)
 [ORIGINAL/PLAY LIST]
 3 ↑/↓
 • [PLAY LIST]:
 • [ORIGINAL]:
 4 (+)



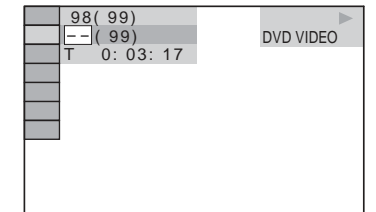
DVD VIDEO
 CD/CD/DATA CD/ DATA DVD

1 DISPLAY. (
 DATA CD/DATA DVD JPEG
)

2 : [CHAPTER]
 [** (**)] (**)



3
 [** (**)] c [-- (**)].



4 ↑/↓ CLEAR.

5 (+)
 (DVD VIDEO/DVD-R/DVD- RW),
 (VIDEO CD/Super Audio CD/CD),
 (DATA CD/DATA DVD (DivX))
 (+)

*

DVD-V DVD-VR
 1 2, [TIME].
 [T **:***:] (playing time of the current
 title)
 2 (+)
 [T **:***:] c [T --:---:].

, 10 , 20
"2:10:20."

DVD+RW

JPEG

DATA-CD DATA DVD
MP3 DATA CD/DATA DVD
JPEG

- MP3
"MP3."
- JPEG
"JPEG" "JPG."
- JPEG
DCF*
- "MP3," "JPG," "JPEG,"
MP3 JPEG

mp3PRO
JPEG
MP3
/JPEG DATA CD/DATA DVD
DivX

DATA CD/DATA DVD

300 / 200

(200

JPEG) MP3

MP3

1 **DATA CD DATA DVD.**
DATA DVD DATA CD

FOLDER LIST	
01	Let's Talk About Love (1985)
02	1st Album (1986)
03	In the Middle of Nowhere (1986)
04	Ready for Romance (1986)
05	In the Garden of Venus (1987)
06	Romantic Warriors (1987)
07	Back for Good (1988)
08	Alone (1999)

MP3

USB

CD USB

1 CD.
2 DISPLAY

3 [USB
RECORDING],
4 [TRACK],
"READING"

CD

5

USB RECORDING		Free: ---
<input type="checkbox"/>	TRACK 01	START
<input type="checkbox"/>	TRACK 02	ALL
<input type="checkbox"/>	TRACK 03	ALL
<input type="checkbox"/>	TRACK 04	
<input type="checkbox"/>	TRACK 05	
<input type="checkbox"/>	TRACK 06	
<input type="checkbox"/>	TRACK 07	
<input type="checkbox"/>	TRACK 08	

CD
 [ALL],
+

↑/↓
←/↑/↓/→ [□ALL],
+
6 ←/↑/↓/→ [START],
+

MP3
DATA CD/DATA DVD USB

1 DATA CD/DATA DVD.
2 DISPLAY

3 [USB
RECORDING],
4 [TRACK]
[FOLDER],

- [TRACK]: DATA CD/DATA DVD
MP3 DATA
- [FOLDER]: DATA CD/DATA DVD
MP3 DATA

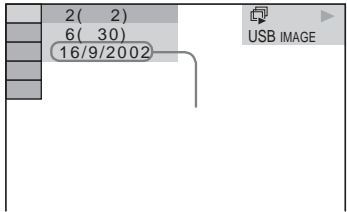
"READING"

5 MP3
+

6 MP3 /

JPEG

JPEG Exif*
 DISPLAY



* "Exchangeable Image File Format"

(JEITA).

[DD/MM/YYYY].

DD:
 MM: M
 YYYY:

USB

USB MP3 CD
 MP3 DATA
 CD/DATA DVD USB
 USB
 USB "(.60).

USB

USB

USB

USB

USB

CD,

128 kbps MP3

MP3

DATA

CD/DATA DVD, MP3

MP3

CD

MP3

MP3

- USB

- MP3

USB

150

199

USB

USB

2

MP3

MP3



DVD MENU.
 DVD MENU,

▶▶

1

DATA CD

DATA DVD.

DATA DVD

DATA CD

FOLDER LIST

- 01 Let's Talk About Love (1985)
- 02 1st Album (1986)
- 03 In the Middle of Nowhere (1986)
- 04 Ready for Romance (1986)
- 05 In the Garden of Venus (1987)
- 06 Romantic Warriors (1987)
- 07 Back for Good (1988)
- 08 Alone (1999)

2

PICTURE NAVI.

16

1	2	3	4
5	6	7	8
9	10	11	12
13	14	15	16

←↑↓→

+

RETURN.

• PICTURE NAVI
 [MODE (MUSIC, IMAGE)] [MUSIC].

↓

RETURN.

↑

JPEG

JPEG

→/←

→

←

JPEG
 ↑/↓ 90
 CLEAR.
 JPEG
 [JPEG RESOLUTION] [HDMI SETUP] [(1920 × 1080i) HD] [(1920 × 1080i) HD] (.53)

MP3
 /JPEG

1 DISPLAY
 2 [BROWSING], [BROWSING]
 3 [FOLDER LIST]:
 " MP3 2 "
 " JPEG
 [PICTURE LIST]: JPEG
 16
 2
 " JPEG "

MP3

JPEG
 DATA CD DATA DVD.
 1 DATA CD DATA DVD.

2 DISPLAY
 3 [MODE (MUSIC, IMAGE)], [MODE (MUSIC, IMAGE)]
 4 [AUTO]: JPEG MP3

[AUDIO (MP3)]: MP3
 [IMAGE (JPEG)]: JPEG
 5
 6 DVD MENU.

7 DATA CD DATA DVD.
 DVD MENU

[MODE (MUSIC, IMAGE)] [IMAGE] [MUSIC]
 3
 JPEG [MODE (MUSIC, IMAGE)]
 [PICTURE NAVI] [AUDIO (MP3)]
 MP3 JPEG
 MP3 128 kbps
 JPEG

(JPEG)
 1 DISPLAY
 JPEG
 2 [INTERVAL], [INTERVAL]
 3 [NORMAL]:

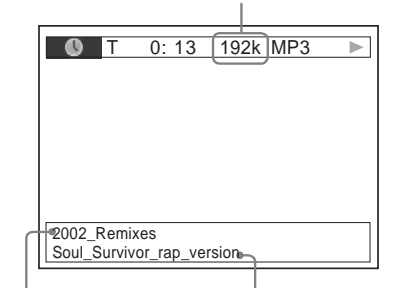
4
 CLEAR
 5

DISPLAY.
 DISPLAY,
 ① ↔ ②

1
 2 T () *
 * MP3 ID3,
 / () ID3
 ID3 ver 2.2/2.3
 ID3 ver 1.0/1.1 ver 2.2/2.3
 MP3

T

DISPLAY



* MP3 ID3,
 / () ID3
 ID3 ver 1.0/1.1/2.2/2.3.
 ID3 ver 2.2/2.3
 ID3 ver 1.0/1.1 ver 2.2/2.3
 MP3

MP3

A
 “ JPEG ”
 • [PICTURE LIST]: JPEG
 2 “ 16 JPEG
 ”

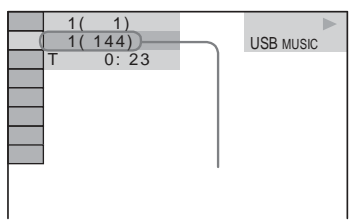
(Repeat Play)

1 /JPEG USB
 1 DISPLAY
 2 ↑/↓ [REPEAT],
 ⊕ [REPEAT]
 3 ↑/↓
 • [OFF]:
 • [MEMORY]:
 USB
 • [FOLDER]:
 • [TRACK] ():
 4 ⊕
 T
 CLEAR, [OFF] 3.

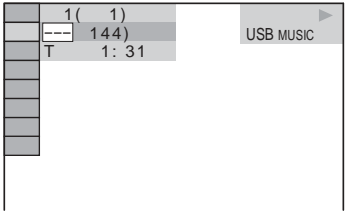
DISPLAY
 • [MODE (MUSIC, IMAGE)] [IMAGE]
 (.67), [TRACK].

JPEG /

JPEG
 , JPEG
 JPEG
 JPEG
 1 DISPLAY. (DISPLAY
 JPEG , DISPLAY
 2 ↑/↓
 • [TRACK]: a
 • [FILE]: JPEG
 • [FOLDER]:
 [** (**)] (**)
 , JPEG



3 ⊕
 [** (**)] c [-- (**)].



• [FAST]:
 [NORMAL].
 • [SLOW1]:
 [NORMAL].
 • [SLOW2]:
 [SLOW1].
 4 ⊕
 • JPEG
 JPEG JPEG
 3,000,000
 • [JPEG RESOLUTION]
 [HDMI SETUP] (.48).
 1 DISPLAY
 2 ↑/↓ [EFFECT],
 ⊕ [EFFECT]
 ↑/↓
 3
 • [MODE1]:
 • [MODE2]:
 • [MODE3]:
 • [MODE4]:
 • [MODE5]:
 • [OFF]:
 4 ⊕
 • [EFFECT]
 [JPEG RESOLUTION] [HDMI SETUP] [(1920
 × 1080i) HD] [(1920 × 1080i) HD] (.49).

DivX®

DATA-CD DATA DVD

DivX

DivX®
 DivX Networks, Inc.
 DivX®

DATA CD DATA DVD DivX
 DATA CD DATA DVD

DATA CD (CD-ROM/CD-R/
 CD-RW) DATA DVD (DVD-ROM/
 DVD+RW/DVD+R/DVD-RW/DVD-R)

DATA CD/DATA DVD
 DivX
 MP3 JPEG
 DivX

DATA CD ISO
 9660 Level 1/ Level 2 Joliet, DATA DVD
 (UDF).

CD DATA DVD DATA

DivX
 200 600 DivX

DATA CD/DATA DVD
 Packet Write

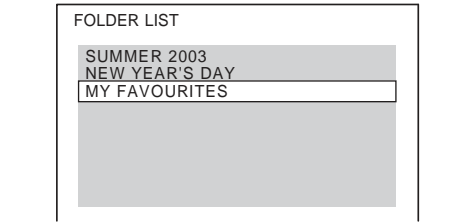
DivX

DivX
 “.AVI,” “.DIVX.”
 “.AVI” “.DIVX”
 DivX
 MP3
 DATA CD/DATA
 DVD, JPEG
 “DATA CD/DATA DVD
 ” (5).

DivX
 2
 DivX
 DivX
 2 GB
) × 576 ().
 DivX
 720
 DivX
 3
 DivX
 (bit rate).
 MP3
 WMA (Windows
 Media Audio)
 DivX
 DivX




1 DVD MENU.
 DivX



2 ↑/↓

3
 DivX
 ” (47).
 DVD MENU.
 DivX

1. 2 ⊕



2 ⊕

RETURN.



JPEG
 ← →
 DVD MENU.
 JPEG
 CLEAR.
 JPEG
 [JPEG RESOLUTION] [HDMI SETUP] [(1920
 × 1080i) HD [(1920 × 1080i) HD].

1
 2
 3
 4

1 DISPLAY
 2 [INTERVAL],
 3 [INTERVAL]

• NORMAL:
 6 9
 • FAST:
 NORMAL.
 • SLOW 1:
 NORMAL.
 • SLOW 2:
 SLOW 1.

4 ⊕

JPEG
 3 000 000
 JPEG
 1 DISPLAY
 2 [EFFECT],
 [EFFECT]
 3
 • MODE 1:
 • MODE 2:
 • MODE 3:
 • MODE 4:
 • MODE 5:
 • OFF:

4 ⊕
 [EFFECT]
 [JPEG RESOLUTION] [HDMI SETUP] [(1920
 × 1080i) HD [(1920 × 1080i) HD] (.53).



1 DISPLAY
 2 [BROWSING],
 [BROWSING]
 3
 • [FOLDER LIST]:



USB

DVD MENU.
DVD MENU

150

FOLDER LIST	
01	Let's Talk About Love (1985)
02	1st Album (1986)
03	In the Middle of Nowhere (1986)
04	Ready for Romance (1986)
05	In the Garden of Venus (1987)
06	Romantic Warriors (1987)
07	Back for Good (1988)
08	Alone (1999)

7



JPEG



JPEG

(.68),
(.68).

JPEG

Press PICTURE NAVI.

16

1	2	3	4
5	6	7	8
9	10	11	12
13	14	15	16



JPEG



RETURN.

JPEG

JPEG

JPEG

JPEG

X.

150 JPEG

DivX



DivX

[A/V SYNC]

DVD-V DVD-VR VIDEO CD DATA-CD DATA DVD

*

1



DISPLAY.

2



[A/V SYNC],



[A/V SYNC]

3



- [OFF]:
- [ON]:

4



1

FUNCTION +/-

"USB" appears in the front panel display.

2

DISPLAY

3



[MODE (MUSIC, IMAGE)],



[MODE (MUSIC, IMAGE)]



[IMAGE]

4



[IMAGE].

5



6

DVD MENU.

[PARENTAL CONTROL]

DVD-V

DVD VIDEO

7

4-



[PARENTAL CONTROL]

[PARENTAL CONTROL]

1

"DVD"

FUNCTION +/-

2

DISPLAY

3



[SETUP]

4



[CUSTOM],

5



[SYSTEM SETUP],

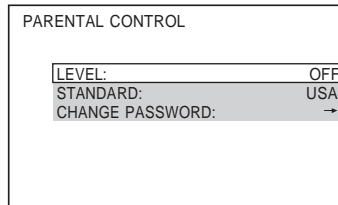
6



CONTROL ->],

[SYSTEM SETUP]

[PARENTAL CONTROL



8



[STANDARD],

T

[STANDARD]

9



[OTHERS ->],

10



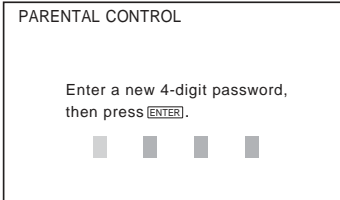
[LEVEL],

[LEVEL]

11



[PARENTAL CONTROL]



USB

8

USB

USB

USB

USB

USB

USB

USB

USB

USB

JPEG

JPEG

JPEG

MP3/WMA/AAC

USB

USB



1

"USB"

FUNCTION +/-

2

DISPLAY

3

[MODE (MUSIC, IMAGE)],

[MODE (MUSIC, IMAGE)]

4



[MUSIC].

5



6

DVD MENU.

USB

FOLDER LIST

- 01 Let's Talk About Love (1985)
- 02 1st Album (1986)
- 03 In the Middle of Nowhere (1986)
- 04 Ready for Romance (1986)
- 05 In the Garden of Venus (1987)
- 06 Romantic Warriors (1987)
- 07 Back for Good (1988)
- 08 Alone (1999)

7



H



TRACK LIST

- 03 In the Middle of Nowher...
- 01 Geronimo_s_Cadillac
- 02_Riding_On_A_White_Swan
- 03_Give_Me_Peace_On_Earth
- 04_Sweet_Little_Shella
- 05_Ten_Thousand_Lonely_Drums
- 06_Lonely_Tears_In_Chinatown
- 07_In_Shaire

/JPEG USB

(MP3/WMA/AAC files)/JPEG

USB
USB

()

USB

“USB”

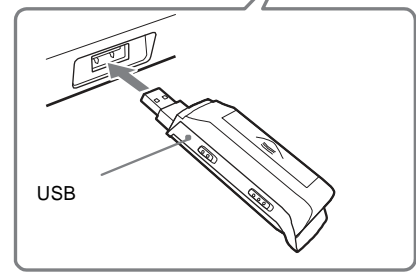
MP3/WMA/AAC *
(Digital Rights

* Management)

WMA/AAC

DATA CD/DATA DVD.

USB



AUDIO IN/A.CAL MIC
USB

1 FUNCTION +/-
“USB”

2 USB (USB)
← (USB)
“READING”

USB

• USB

• USB

• USB

• 10

• “READING” USB

1 USB

2

3 USB

• USB

• 200

• JPEG

• 200 USB

MP3	“.mp3”
WMA	“.wma”
AAC	“.m4a”
JPEG	“.jpg” or “.jpeg”

AAC/JPEG .P MP3/WMA/

• USB /

- USB

- JPEG

[PARENTAL CONTROL]
[LEVEL] [OFF] 11.

[PARENTAL CONTROL]

1 ▷

2 4-

⊕

•

•

•

•

•

•

• 1 3

“199703”

4- ⊕

▷

1 “DVD” FUNCTION +/-

2 □ DISPLAY

3 ↑/↓ ⊕ [SETUP],

[SETUP]

4 ↑/↓ ⊕ [CUSTOM],

5 ↑/↓ ⊕ [SYSTEM SETUP],
[SYSTEM SETUP]

6 ↑/↓ ⊕ [PARENTAL CONTROL →],

7 4-

⊕

8 ↑/↓ ⊕ [CHANGE PASSWORD →],

9 4-

⊕

10 4-

⊕

11

⊕

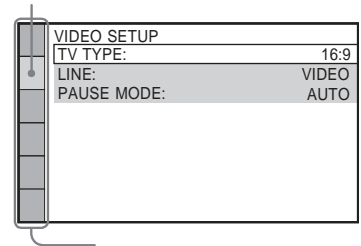
•

← ⊕

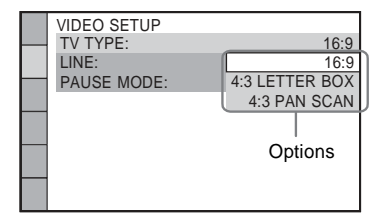
- 1 "DVD" FUNCTION +/-
- 2 DISPLAY
- 3 [SETUP],
- 4 [CUSTOM],
- 5

- [LANGUAGE SETUP] (.51)
- [VIDEO SETUP] (.51)
- [HDMI SETUP] (.52)
- [AUDIO SETUP] (.54)
- [SYSTEM SETUP] (.54)
- [SPEAKER SETUP] (.55)

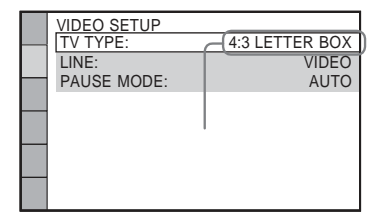
: [VIDEO SETUP]



6 ↑/↓
⊕
: [TV TYPE]



7 ↑/↓
⊕



⊕
(.20), CLEAR.
[SETUP]
[SETUP]
" (.78).

(System Audio Control)

HDMI ()
(.15).

"TV"

"TV,"T

T "TV,"

T
PAP ()

PAP
PAP
DVD
P "TV"

CD USB

(Volume Limit)

THEATRE,

"[VOLUME LIMIT]" (.48).

HDMI]

1 "DVD" FUNCTION +/-

2 [DISPLAY

3 [SETUP], [SETUP]

4 [CUSTOM], (.):

5 [HDMI SETUP],

6 [HDMI SETUP] [CONTROL FOR HDMI],

7

- [OFF]:
- [ON]:
- [Please verify the HDMI connection.]
HDMI

Theatre

(Theatre Mode)

THEATRE.

DVD

(One-Touch Play)

PLAY, ONE-TOUCH DVD

DVD TOP MENU/DVD MENU

"DVD" FUNCTION +/-

- One-Touch Play

T
(.) (.)
"DVD" HDMI
(.)

- HDMI [CONTROL FOR HDMI] [ON].
-
-

(System Power Off)

POWER TV/

-
- "DVD" "TV", CD),

[LANGUAGE SETUP]

LANGUAGE SETUP	
OSD:	ENGLISH
MENU:	ENGLISH
AUDIO:	ORIGINAL
SUBTITLE:	AUDIO FOLLOW

[OSD] (On-Screen Display)

[MENU] (DVD VIDEO)

[AUDIO] (DVD VIDEO)

"ORIGINAL,"

[SUBTITLE] (DVD VIDEO)

DVD VIDEO

"AUDIO FOLLOW,"

- "SUBTITLE," "AUDIO" "MENU," DVD VIDEO

- "OTHERS →" "MENU," "SUBTITLE," "AUDIO,"

93.


[VIDEO SETUP]

VIDEO SETUP	
TV TYPE:	16:9
LINE:	VIDEO
PAUSE MODE:	AUTO

[TV TYPE]

(4:3)

[16:9]:




[4:3 LETTER BOX]:

4:3.



[4:3 PAN SCAN]:

4:3



DVD "4:3 LETTER BOX"

"4:3 PAN SCAN"

■ [LINE] EURO AV OUTPUT (TO TV)

[VIDEO]:
[RGB]: RGB

RGB

VIDEO" "RGB".

HDMI [RGB] a

[VIDEO] HDMI

[1920 × 1080i]: 1920 × 1080i*
[1280 × 720p]: 1280 × 720p*
[720 × 480p]**: 720 × 480p*
* i: , p:
** , [720 × 576p]

■ [CONTROL FOR HDMI]

[CONTROL FOR HDMI] HDMI "BRAVIA" Sync

HDMI "BRAVIA" Sync

[OFF]:

[ON]:

HDMI

[ON] HDMI
[Please verify the HDMI connection.] [ON].

[VOLUME LIMIT]

THEATRE,
(. 64)

[LEVEL3]: M 10.
[LEVEL2]: 15.
[LEVEL1]: Ma 20.
[OFF]:

[CONTROL FOR HDMI] [ON].

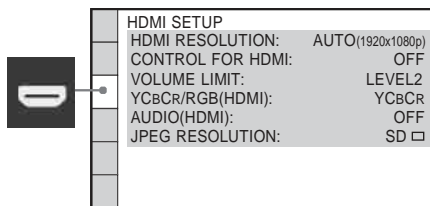
■ [PAUSE MODE] (DVD VIDEO/DVD-R/DVD-RW)

[AUTO]:

[FRAME]:

HDMI

[HDMI SETUP]



■ [HDMI RESOLUTION]

HDMI OUT
HDMI OUT " (. 22).
[AUTO (1920 × 1080p)]:

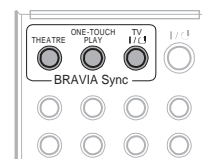


HDMI "BRAVIA" Sync

"BRAVIA" Sync
Sony HDMI
HDMI (),
- Theatre (. 58)
- (. 58)
- (. 59)
- (. 59)

HDMI CEC ()
HDMI ()

HDMI
-
- HDMI
- HDMI
THEATRE,
ONE-TOUCH PLAY, TV [1/1]
" (. 83)



HDMI
HDMI
HDMI Sony,



(HDMI -)
HDMI -
HDMI - [CONTROL FOR HDMI]

HDMI -

HDMI

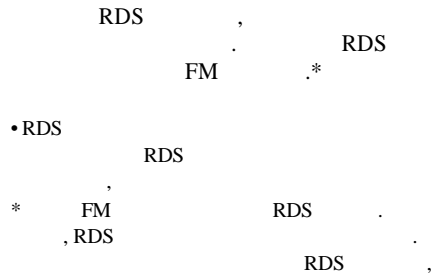
1
2 HDMI [1/1]
3 HDMI
4 HDMI

HDMI

(RDS)



(RDS)



FM

RDS

* RDS

■ [YCbCr/RGB (HDMI)]

HDMI

HDMI OUT

[YCbCr]: YCbCr
[RGB]: RGB



- [YCbCr] [RGB].
- HDMI OUT DVI , [RGB]

[YCbCr]

■ [AUDIO (HDMI)]

HDMI OUT

[OFF]:
HDMI OUT
[ON]:
Dolby Digital, DTS, 96 kHz/24 bit PCM 48 kHz/16 bit PCM.



- HDMI [ON] , [AUDIO DRC], [A/V SYNC], DYNAMIC BASS, "DEC. MODE,"

- "DVD," HDMI OUT [AUDIO (HDMI)] [ON].

■ [JPEG RESOLUTION]

JPEG
HDMI OUT

[SD □]:

[HD □]: HD

[HD]: HD

[(1920 × 1080i) HD □]:
HD

[(1920 × 1080i) HD]:
HD

- [JPEG RESOLUTION] [TV TYPE] [VIDEO SETUP]

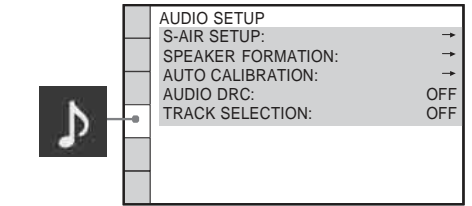
[16:9], [HDMI RESOLUTION] [HDMI SETUP] [720 × 480p] [720 × 576p].

- [(1920 × 1080i) HD □] [(1920 × 1080i) HD] [HDMI RESOLUTION] [HDMI SETUP] [1920 × 1080i].
- [(1920 × 1080i) HD □] [(1920 × 1080i) HD],

- HDMI :
- DATA CD
- DATA DVD
- USB



[AUDIO SETUP]



■ [SPEAKER FORMATION]

" " (.81).

■ [AUTO CALIBRATION]

" " (.82).

■ [AUDIO DRC] (DVD VIDEO)

DVD
"AUDIO DRC."

[OFF]:

[STANDARD]:

[MAX]:

• [AUDIO DRC] Dolby Digital.

■ [TRACK SELECTION] (DVD VIDEO)

DVD VIDEO (PCM, MPEG audio, DTS, Dolby Digital).

[OFF]:
[AUTO]:

“AUTO,”

“TRACK SELECTION”
“AUDIO”

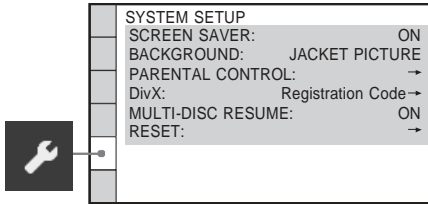
“LANGUAGE SETUP” (51).

PCM, DTS, MPEG audio, Dolby Digital

PCM, DTS, MPEG, Dolby Digital

a

[SYSTEM SETUP]



■ [SCREEN SAVER]

(,>).

[ON]:

15

[OFF]:

■ [BACKGROUND]

CD,
DATA CD (MP3) DATA DVD (MP3).

[JACKET PICTURE]:

(CD-
EXTRA, . . .). GRAPHICS

[GRAPHICS]:

[BLUE]:

[BLACK]:

■ [PARENTAL CONTROL]

“ (. 44).

■ [DivX]

■ [MULTI-DISC RESUME] (DVD VIDEO/ VIDEO CD)

[MULTI-DISC RESUME]

[ON]:

10

[OFF]:

■ [RESET]

[SET UP]
[PARENTAL CONTROL]

[SETUP]

“ (. 78).

6

↑/↓

←/↑/↓/→.

c



C/c

X/x

C/c

CLEAR.

7

⊕

“COMPLETE”

8

SYSTEM MENU.



“TUNER FM,”

“TUNER AM”

DISPLAY.

DISPLAY,

1 2 1

“TUNER FM”

1

“SONY RADIO”

2

“FM1 87.50”

3 “FM MODE”

“STEREO”

1

“FM1 87.50”

2 “FM MODE”

“STEREO”

“TUNER AM”

1

“SONY RADIO”

2

“AM1 576”

1

“AM1 576”

1 ()
 FUNCTION +/-
 "TUNER FM" "TUNER AM"

2 PRESET +/-

3 VOLUME +/-

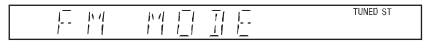
2.
 TUNING + -.
 TUNING + -.
 TUNING + -.

1 FUNCTION +/-
 "TUNER FM" "TUNER AM"

2 D.TUNING.

4 ⊕.

FM
 FM
 1 SYSTEM MENU.
 2 ↑/↓ "FM MODE"



3 ⊕ c.
 4 ↑/↓ "MONO."

- "STEREO":
- "MONO": Mo

5 ⊕.
 6 SYSTEM MENU.

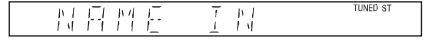
("XYZ").

(RDS) (.56).
 1 FUNCTION +/-
 "TUNER FM" "TUNER AM"

2 PRESET +/-

3 SYSTEM MENU.

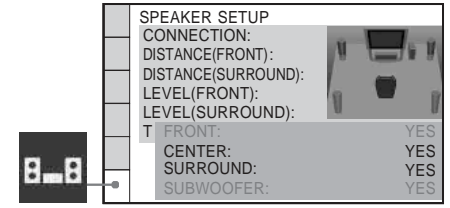
4 ↑/↓ "NAME IN"



5 ⊕ c.

[SPEAKER SETUP]

[SPEAKER SETUP]



■ [CONNECTION]

[CENTER] [SURROUND]

[FRONT]
 [YES]

[CENTER]
 [YES]:
 [NONE]:

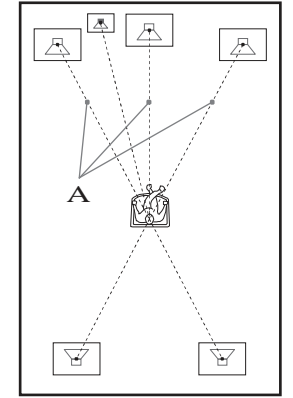
[SURROUND]
 [YES]:
 [NONE]:

[SUBWOOFER]
 [YES]: ()

[CONNECTION]
 [STANDARD] [SPEAKER FORMATION]
 [SPEAKER FORMATION]
 [STANDARD].

■ [DISTANCE (FRONT)]

(A)
 1.0 7.0
¹⁾(3 23 ft)
 0.0 7.0 ²⁾(0 23 ft)



[L/R] 3.0 m/10 ft³⁾:

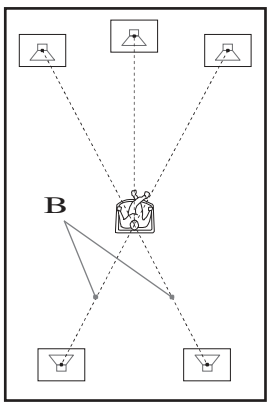
[CENTER] 3.0 m/10 ft³⁾⁴⁾:
 (1.6 (5 ft)

¹⁾0.9 6.9
²⁾0.0 6.9
³⁾ (.25),

⁴⁾ [YES] [CONNECTION] [CENTER]

■ [DISTANCE (SURROUND)]

(B)
 7.0 ¹⁾(0 23 ft). 0.0



[L/R] 0.0 dB*:
 * [YES] [CONNECTION] [SURROUND]

■ [TEST TONE]

[LEVEL (FRONT)] [LEVEL (SURROUND)].

[OFF]:

[ON]:

[SPEAKER

SETUP]

[L/R] 3.0 m/10 ft²⁾³⁾:
 (5.0 (16 ft)

¹⁾0.0 6.9

²⁾ (.25),

³⁾ [SURROUND]

[YES] [CONNECTION]

[DISTANCE]

■ [LEVEL (FRONT)]

[TEST TONE]

[ON]

[L/R] 0.0 dB:

[CENTER] 0.0 dB*:

[SUBWOOFER] +2.0 dB:

* [YES] [CONNECTION] [CENTER]

■ [LEVEL (SURROUND)]

[TEST TONE] [ON]

1 [TEST TONE] [ON].

2 ←/↑/↓/→

3 ⊕

4 1 3.

5 ←/↑/↓/→

[TEST TONE] [OFF]

• T HDMI
 OUT

VOLUME
 VOLUME

+/-

CLEAR.
 [CONNECTION]



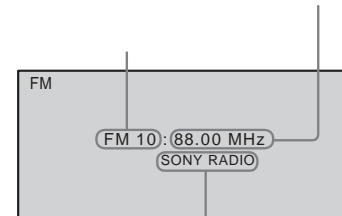
7 ⊕
 "COMPLETE"

8 2 7

9 SYSTEM MENU.

10 AM

20 FM



1 FUNCTION +/-
 "TUNER FM" "TUNER AM"

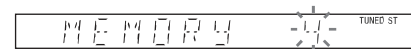
2 TUNING +/-

3 "TUNED" "ST" (

4 SYSTEM MENU.

5 ↑/↓ "MEMORY"

6 ⊕ →



↑/↓

