

Wonderware SmartGlance



Wonderware SmartGlance Features



SUMMARY

Mobile Reporting offered by Schneider Electric provides real-time access to critical KPIs and process or operational data via popular smart phones and tablets. Reduce costs and improve productivity while making faster and better decisions by reviewing, analyzing and collaborating around your process or company data on mobile devices.

BUSINESS VALUE

- Access KPIs, Anytime, Anywhere, Any device
- Extend operational awareness
- Accelerate decision making
- Enhance collaboration
- Improve agility
- Reduce operational costs and improve productivity

Smart Decisions, Anywhere, Anytime, Any Device

Imagine having access to your most important plant floor data from anywhere, at any time, using your mobile smart phone or tablet. Not browser based reports with their inherent delays and viewing problems, but a native phone application that presents your data in a format you can easily read and manipulate using your phone or tablet's native screen and touch navigation features.

Wonderware® SmartGlance is comprised of the Wonderware SmartGlance Mobile Reporting Connector (MRC), the Wonderware SmartGlance Server and the Wonderware SmartGlance Mobile Apps.

Wonderware SmartGlance connects to many data sources including the Wonderware Historian and any SQL Database, any software product that supports the industry standard protocol of OPC HDA and Microsoft® Excel® time series data via the Fast Load of the Wonderware Historian or tabular data via the Microsoft SQL Server Integration Services (SSIS) feature.

Wonderware SmartGlance proactively notifies you of report updates automatically so that you can stay up-to-date with real-time information. Wonderware SmartGlance supports all major mobile platforms including Apple®, Android®, Windows® Phone 8 and Windows 8.

Innovative, Secure Technologies Drive Mobile Reporting

Two of today's hottest technologies drive our mobile reporting solution—smart phone apps and cloud computing. Just about everyone has a smart phone today and the Wonderware SmartGlance phone app leverages this technology so your plant data is always available on your phone and in a form that is easy for you to view and manipulate.

Many of today's top companies are using cloud computing to provide their workers with important company information in a highly cost effective and secure manner. Wonderware SmartGlance provides the option of leveraging this hosted model to provide you with critical plant performance data at the lowest possible cost in less than one day, or the option of an on-premises deployment for maximum control and security.

Wonderware SmartGlance

Features (continued)

Key Capabilities – Mobile Reporting

Critical Data at Your Fingertips

Wonderware SmartGlance connects your mobile phone with any corporate or production system data source. Virtually any electronic data that is delivered to your desktop can be transformed into dynamic graphical reports for real-time viewing on your mobile smart phone or device.

- View real-time or historical data reports
- View Key Performance Indicators (KPIs), track changes, take action, and collaborate with others even outside of Wonderware SmartGlance
- Arrange, sort and filter reports based on your priority

Graphical Reports

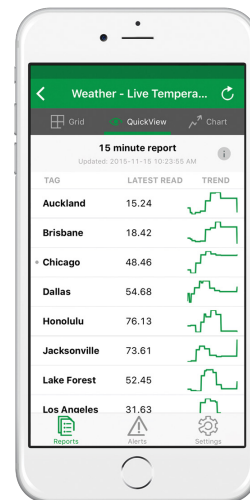
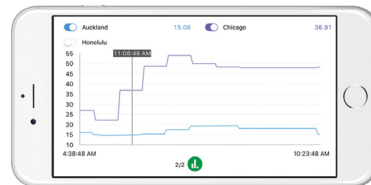
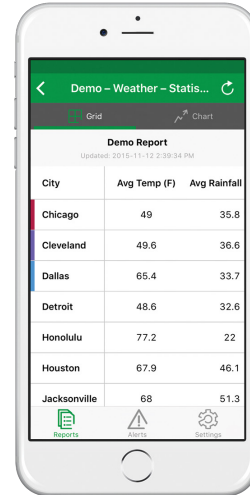
You choose which reports you want and view them as tables, bar charts and trends. Wonderware SmartGlance displays your information in a graphical format optimized for the the reduced screen size of your mobile phone without having to scroll left and right to view the entire report. Simply swipe the screen to view the next report.

- View rich graphics – tables, bar charts and trends
- Optimized for easy viewing on a small screen
- Navigate using your phone's native “touch” features
- Versatile viewing options with support for both landscape and portrait mode

Real-time Data

Wonderware SmartGlance streams data from your data sources to your mobile phone or tablet in real time. Wonderware SmartGlance displays up-to-the-minute information so you always have the most accurate information on hand.

- Live streaming of process data
- Connect to any SQL database
- View familiar report styles
- 24 x 7 access from anywhere with real-time updates



Wonderware SmartGlance

Features (continued)

In-Depth Analysis

Wonderware SmartGlance uses the convenience of your smart phone “touch screen” functions (if available) to let you manipulate your graphs or charts and drill down multiple layers for further analysis. You can zoom into areas of interest or zoom out to see the big picture. You can even view two reports or two elements within a report at the same time for easy comparison, or manipulate your display in portrait or landscape format.

- Powerful Touch Screen Analytics
- Choose and expand data elements to identify trends
- Compare multiple trends
- Customize report
- Share reports with your colleagues

Make More Informed Decisions

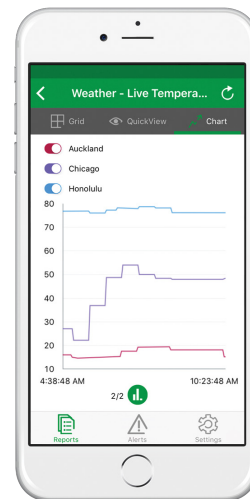
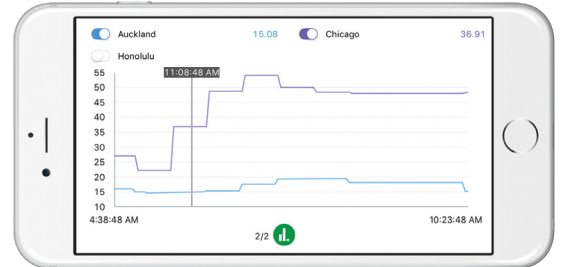
Just because you aren't in the office, you shouldn't be at a disadvantage. This is the power of Wonderware SmartGlance. Make better, more informed decisions based on real-time information accessible from anywhere, at anytime. While you may be on the road or away from your office, your critical business information is always available.

- Easily compare your data with Target or Benchmarks
- Instantly flip through hundreds of reports comparing data to help pinpoint problems
- Sort any column in ascending or descending order and filter or freeze any column.
- Drill down allows you to pinpoint problems by letting you jump to dependent reports.

Tools to Take Actions

Collaborative features allows users to send screen shots of reports to someone else by email. That way, from the road, they can instruct others to take action. Another feature is a dynamic “i” button that provides hot links to make a call or email to a specific person.

It also allows the user to open up different URLs based on data where more elaborate instructions may be put up in case of a problem. This URL can link to an internal company database showing maintenance status or schematic diagrams.



TAG	LATEST READ	TREND
Auckland	15.24	
Brisbane	18.42	
Chicago	48.46	
Dallas	54.68	
Honolulu	76.13	
Jacksonville	73.61	
Lake Forest	52.45	
Los Angeles	31.63	

Wonderware SmartGlance Features (continued)

My Alerts

The Wonderware SmartGlance “MyAlerts” feature offers the capability to receive personalized alert notifications based on configurable thresholds for Tag Reports (MyAlerts feature). You can now get notified proactively, with additional features available:

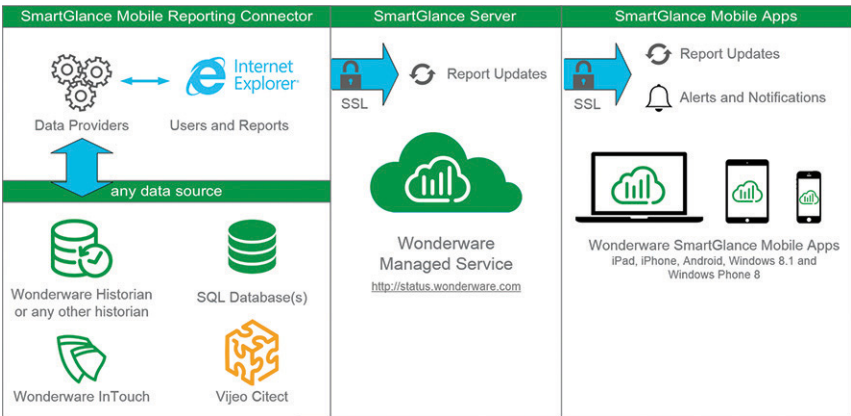
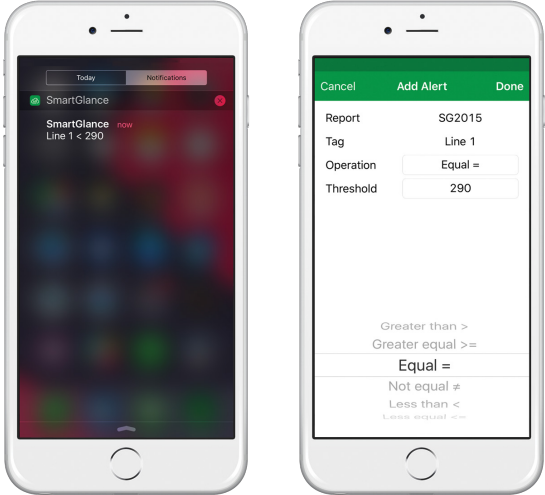
- Proactive PUSH notifications, based on configurable thresholds;
- Real-time alerting;
- Ring or vibrate notifications (From the Settings/Notification Center)

Wonderware SmartGlance Mobile Reporting Connector

The Wonderware SmartGlance Mobile Reporting Connector provides report configuration, formatting and data connectivity services to Wonderware SmartGlance. Wonderware Historian data is supported along with data from any SQL data source for enhanced data access to third party data sources/systems.

Data security features are built-in and the connector allows easy browsing and selection of data tags for Wonderware SmartGlance reports from multiple Historians – no special SQL queries are needed saving valuable IT resources and making the tool even more accessible to non-technical people. The connectivity is robust with “Store and Forward” functionality built-in to ensure that only complete reports are sent to your smart phone with no data loss.

Administration of users and user groups is also included enabling specific users or role-based users and groups to receive only the reports related to their job function. The cloud-based Wonderware SmartGlance Server then manages the secure delivery of the prepared reports to authorized mobile devices for real-time data review and analysis. The Wonderware SmartGlance Mobile Reporting Connector is fully supported by the award winning Schneider Electric Technical Support organization.



Wonderware SmartGlance

Features (continued)

Data Security

Today, data security is a primary concern. Wonderware SmartGlance has been developed using the three pillars of secure connectivity—Authentication, Authorization and Encryption.

Authentication

Wonderware SmartGlance users achieve authentication by registering the phone hardware with your login in the service. This registration ensures that only a “Registered and Authenticated” phone can access the Wonderware SmartGlance service. Each communication message has built-in authentication.

Authorization

Mobile-Level authorization - In addition to device authentication mentioned above, the user must be authorized to use the service. Unless a user has a password, they will not be allowed to use the service and access data. So, the user must log in from their registered and authenticated phone and must have their password to access the service. This level of authorization is particularly important if the user loses their phone device.

As an added feature, it is also possible to remotely wipe reporting data from a mobile device using the Wonderware SmartGlance Server. This ensures that data is not exposed to unauthorized personnel.

Report-Level Authorization - When your system administrator sends plant data to Wonderware SmartGlance's hosted service, they are required to enter the email addresses of authorized viewers. Each report that comes to the host system will have a list of email addresses that are authorized to view that report. So, if a user is not authorized to view a particular report, their email address will not be in the report.

Encryption

All Wonderware SmartGlance data is encrypted (128 bit encryption) prior to transmission to ensure security. The Wonderware SmartGlance hosting service operates under full encryption using a secure site (HTTPS) verified by a third-party Certificate Authority (CA).

Additionally, all data aggregation for your Wonderware SmartGlance reports is done within your internal network and behind the firewall. No data ever enters your corporate or process control network—the data is outbound only for increased security.

Wonderware SmartGlance Features (continued)

Supported Mobile Device and Wearable Technology

Windows 8 or WinRT, Windows Phone 8, Google Android, Apple iPad and Apple iPhone.



Wonderware SmartGlance Features (continued)

Supported Data Sources

- Native support for Wonderware Historian

Non-Wonderware Historians, or any SQL database, including all other Wonderware products based on SQL Server

Where To Learn More

Start using Wonderware SmartGlance right away!

Log into your app store directly from your phone and search for “Wonderware SmartGlance” by Schneider Electric.

For more information on how the Wonderware SmartGlance Reporting Solution can help you, visit: <http://software.schneider-electric.com/products/wonderware/production-information-management/smartglance/> or contact your local Wonderware distributor.



Window
Surface



Window
Phone 8



Google
Android



Apple
iPad



Apple
iPhone

